

GROUP 10 HERBICIDE

Wynca USA™

Glufosinate 280SL

A non-selective herbicide for post-emergence broadcast use on canola, sweet corn*, field corn, cotton, soybean, and sugar beet* designated as LibertyLink®. Wynca USA Glufosinate 280SL may be used for weed control in non-LibertyLink® cotton when applied with a hooded sprayer in-crop. Wynca USA Glufosinate 280SL may also be applied as a broadcast burndown application before planting or prior to emergence of canola, sweet corn*, field corn, cotton, soybean, or sugar beet* designated as LibertyLink® and any conventional canola, sweet corn*, field corn, cotton, soybean, or sugar beet. Wynca USA Glufosinate 280SL may be used for post-emergence weed control on olives, listed tree, vine and berry crops. Wynca USA Glufosinate 280SL may also be applied for potato vine desiccation.

*Not for use in California.

ACTIVE INGREDIENT:	WT. BY%
Glufosinate ammonium*	24.5%**
OTHER INGREDIENTS:	75.5%
TOTAL:	100.0%

*CAS Number 77182-82-2.

**Equivalent to 2.34 pounds of active ingredient per U.S. gallon.

KEEP OUT OF REACH OF CHILDREN WARNING/AVISO

Si usted no entiende la etiqueta, busque a alguien para que se la explique a usted en detalle.
(If you do not understand this label, find someone to explain it to you in detail.)

See inside label booklet for First Aid, complete Precautionary Statements, Directions for Use, and Storage and Disposal.

Manufactured for:

Cinmax International LLC
3050 Metro Drive, Suite 113
Bloomington, MN 55425

EPA Reg. No.: 85678-42-87659

EPA Est. No's.: 5905-IA-1; 39578-TX-1; 70815-GA-2; 39578-IL-001; 83411-MN-001

FIRST AID	
IF IN EYES:	<ul style="list-style-type: none"> • Hold eye open and rinse slowly and gently with water for 15-20 minutes. • Remove contact lenses, if present, after the first 5 minutes, then continue rinsing. • Call a Poison Control Center or doctor for treatment advice.
IF ON SKIN OR CLOTHING:	<ul style="list-style-type: none"> • Take off contaminated clothing. • Rinse skin immediately with plenty of water for 15-20 minutes. • Call a Poison Control Center or doctor for treatment advice.
IF SWALLOWED:	<ul style="list-style-type: none"> • Call a Poison Control Center or doctor immediately for treatment advice. • Have person sip a glass of water if able to swallow. • Do not induce vomiting unless told to by a Poison Control Center or doctor. • Do not give anything by mouth to an unconscious person.
NOTE TO PHYSICIAN	
If this product is ingested, endotracheal intubation and gastric lavage should be performed as soon as possible followed by charcoal and sodium sulfate administration.	
EMERGENCY NUMBERS	
Have the product container or label with you when calling a poison control center or doctor or going for treatment. For 24 Hour Medical Emergency Assistance (Human or Animal), Call 1-800-222-1222 . For Chemical Emergency Assistance (Spill, Leak, Fire, or Accident), Call ChemTrec at 1-800-424-9300 .	

**PRECAUTIONARY STATEMENTS
HAZARDS TO HUMANS AND DOMESTIC ANIMALS
WARNING/AVISO**

Causes substantial but temporary eye injury. Harmful if absorbed through skin. Harmful if swallowed. Do not get in eyes or on clothing. Avoid contact with skin.

PERSONAL PROTECTIVE EQUIPMENT (PPE)

Applicators and other handlers must wear:

- Long-sleeved shirt and long pants
- Chemical-resistant gloves such as barrier laminate, butyl rubber ≥ 14 mils, nitrile rubber ≥ 14 mils, neoprene rubber ≥ 14 mils, polyvinyl chloride (PVC) ≥ 14 mils, or Viton[®] ≥ 14 mils
- Shoes and socks
- Protective eyewear (goggles, face shield or safety glasses)

Discard clothing and other absorbent materials that have been drenched or heavily contaminated with this product's concentrate. Do not reuse them. Follow manufacturer's instructions for cleaning/maintaining PPE. If no such instructions for washables exist, use detergent and hot water. Keep and wash PPE separately from other laundry.

Wear a minimum of a NIOSH approved sealable filtering face piece respirator with any N filter (TC-84A). You can also use other NIOSH approved particulate respirators that offer more protection.

ENGINEERING CONTROL STATEMENT

When handlers use closed systems, enclosed cabs, or aircraft in a manner that meets the requirements listed in the Worker Protection Standard (WPS) for agricultural pesticides 40 CFR 170.240 (d)(4-6), the handler PPE requirements may be reduced or modified as specified in the WPS.

USER SAFETY RECOMMENDATIONS

Users should:

- Wash hands before eating, drinking, chewing gum, using tobacco or using the toilet.
- Remove clothing/PPE immediately if pesticide gets inside. Then wash thoroughly and put on clean clothing.
- Remove PPE immediately after handling this product. Wash the outside of gloves before removing. As soon as possible, wash thoroughly and change into clean clothing.

ENVIRONMENTAL HAZARDS

Do not apply directly to water, or to areas where surface water is present. Do not apply to intertidal areas below the mean high water mark. Do not contaminate water by cleaning of equipment or disposal of equipment washwaters or rinsate.

This pesticide is toxic to vascular plants and should be used strictly in accordance with the drift and runoff precautions on this label in order to minimize off-site exposures.

Under some conditions, this product may have a potential to run off to surface water or adjacent land. Where possible, use methods which reduce soil erosion, such as no till, limited till and contour plowing. These methods also reduce pesticide run-off. Use of vegetation filter strips along rivers, creeks, streams, wetlands, etc., or on the downhill side of fields where run-off could occur to minimize water run-off is recommended.

PHYSICAL OR CHEMICAL HAZARDS

Do not use with or store near oxidizing agents since hazardous chemical reaction may occur.

DIRECTIONS FOR USE

It is a violation of Federal law to use this product in a manner inconsistent with its labeling.

Do not apply this product in a way that will contact workers or other persons, either directly or through drift. Only protected handlers may be in the area during application. For any requirements specific to your State or Tribe, consult the agency responsible for pesticide regulation.

Not for Use in Nassau and Suffolk Counties in New York State.

AGRICULTURAL USE REQUIREMENTS

Use this product only in accordance with its labeling and with the Worker Protection Standard, 40 CFR Part 170. This Standard contains requirements for the protection of agricultural workers on farms, forests, nurseries, and greenhouses, and handlers of agricultural pesticides. It contains requirements for training, decontamination, notification, and emergency assistance. It also contains specific instructions and exceptions pertaining to the statements on this label about personal protective equipment (PPE), and restricted-entry interval. The requirements in this box only apply to uses of this product that are covered by the Worker Protection Standard.

Do not enter or allow worker entry into treated areas during the restricted-entry interval (REI) of 12 hours. Exception: Sweet corn irrigation activities which has the restricted-entry interval (REI) of 4 days.

PPE required for early entry to treated areas that is permitted under the Worker Protection Standard and that involves contact with anything that has been treated, such as plants, soil, or water, is:

- Coveralls worn over short-sleeved shirt and short pants
- Chemical-resistant gloves such as barrier laminate, butyl rubber ≥ 14 mils, nitrile rubber ≥ 14 mils, neoprene rubber ≥ 14 mils, polyvinyl chloride (PVC) ≥ 14 mils, or Viton[®] ≥ 14 mils
- Chemical-resistant footwear plus socks
- Protective eyewear (goggles, face shield or safety glasses)

IMPORTANT CROP SAFETY INFORMATION

READ BEFORE USING THIS PRODUCT

Wynca USA Glufosinate 280SL may be applied as a burndown treatment prior to planting or prior to emergence of any conventional or transgenic variety of canola, sweet corn*, corn, cotton, olive, rice*, soybean, or sugar beet.

Post emergence row crop applications of Wynca USA Glufosinate 280SL may be made only to crops tolerant to the active ingredient in this product. Cinmax International LLC does not warrant the use of this product on crops other than those designated as Libertylink[®] to safely withstand the application of Wynca USA Glufosinate 280SL.

The basis of selectivity of Wynca USA Glufosinate 280SL in crops is the presence of a gene in Libertylink[®] crops which results in a plant that is tolerant to the active ingredient of Wynca USA Glufosinate 280SL. Crops not containing this gene will not be tolerant to Wynca USA Glufosinate 280SL and severe crop injury and/or death may occur. Do not allow spray to contact foliage or green tissue of desirable vegetation other than the crops tolerant to the active ingredient in this product.

Wynca USA Glufosinate 280SL may be applied to conventional or other transgenic cotton not tolerant to the active ingredient in Wynca USA Glufosinate 280SL using a hooded sprayer.

Applications to trees, vines, and berries should avoid contact of Wynca USA Glufosinate 280SL solution, spray drift, or mist with green bark, stems, or foliage, as injury may occur to trees, berries, and vines. Only trunks with callused, mature dark brown bark should be sprayed unless protected from spray contact by nonporous wraps, grow tubes or waxed containers. Contact of Wynca USA Glufosinate 280SL with parts of trees, berries or vines other than mature brown bark can result in serious damage.

*Not for use in California.

PRODUCT INFORMATION

Read the entire “**Directions for Use**” before using this product.

Wynca USA Glufosinate 280SL is a water soluble herbicide for application as a foliar spray for the control of a broad spectrum of emerged annual and perennial grass and broadleaf weeds in Libertylink® canola, Libertylink® corn, Libertylink® cotton, and Libertylink® soybean, and in trees, vines, and berries. Wynca USA Glufosinate 280SL may be applied for potato vine desiccation. Wynca USA Glufosinate 280SL may also be applied as a broadcast burndown application before planting or prior to emergence of any conventional or transgenic variety of canola, sweet corn*, corn, cotton, olive, rice*, soybean, or sugar beet. *Not for use in California.

Wynca USA Glufosinate 280SL is only foliar active with little or no activity in soil. Weeds that emerge after application will not be controlled. Apply Wynca USA Glufosinate 280SL to actively growing weeds as described in the “**Weed Control Recommendations for Row Crops**” section to get maximum weed control. Uniform thorough spray coverage is necessary to achieve consistent weed control. Necrosis of leaves and young shoots occur within 2 to 4 days after application under good growing conditions.

- Wynca USA Glufosinate 280SL is rainfast four (4) hours after application to most weed species, therefore, rainfall within four (4) hours may necessitate retreatment or may result in reduced weed control.
- Application should be made between dawn and 2 hours before sunset to avoid the possibility of reduced lambquarters and velvetleaf control.
- Consult your local Cooperative Extension Service or Cinmax International LLC representative for guidelines on the optimum application timing for Wynca USA Glufosinate 280SL in your region.
- Weed control may be reduced if application is made when heavy dew, fog, and mist/rain are present, or when weeds are under stress due to environmental conditions such as drought, cool temperatures, or extended periods of cloudiness.

Restriction: To maximize weed control, do not cultivate from 5 days before an application to 7 days after an application.

Integrated Weed Management

The active ingredient in Wynca USA Glufosinate 280SL is glufosinate ammonium, which is a glutamine synthetase inhibitor (Group 10). Integrated weed management guidelines promote an economically viable, environmentally sustainable, and socially acceptable weed control program regardless of the herbicide(s) used. The highlights of a successful integrated weed management include:

1. Correctly identify weeds and look for trouble areas within field to identify resistance indicators.
2. Rotate crops.
3. Start the growing season with clean fields.
4. Rotate herbicide modes of action by using multiple modes of action during the growing season and apply no more than two applications of a single herbicide mode of action to the same field in a two year period. One method to accomplish this is to rotate herbicide tolerant trait systems.
5. Apply listed rates of herbicides to actively growing weeds at the correct time with the right application techniques.
6. Control any weeds that may have escaped the herbicide application.
7. Thoroughly clean field equipment between fields.

Contact your local agronomic advisor for more specific information on integrated weed management for your area.

APPLICATION AND MIXING PROCEDURES

Do not use flood jet nozzles, controlled droplet application equipment, or air assisted spray equipment. Uniform thorough spray coverage is important to achieve consistent weed control.

Ground Application

Refer to the Rate Tables for proper application rates. Do not apply when winds are gusty, or when conditions will favor movement of spray particles off the desired spray target. To avoid drift and ensure consistent weed control, apply Wynca USA Glufosinate 280SL with the spray boom as low as possible while maintaining a uniform spray pattern. Wynca USA Glufosinate 280SL should be applied broadcast in a minimum of 10 gallons of water per acre using a minimum spray pressure of 40 psi and a maximum ground speed of 10 mph. The use of 80 degree or 110 degree flat fan nozzles is highly recommended for optimum spray coverage and canopy penetration. Application of the spray at a 45 degree angle forward will result in better spray coverage. **Under dense weed/crop canopies, a broadcast rate of 15-20 gallons of water per acre should be used so that thorough spray coverage will be obtained.** DO NOT use raindrop nozzles. Boom height should be based on nozzle manufacturer's recommendations. See the “**Spray Drift Management**” section of this label for additional information on proper application of Wynca USA Glufosinate 280SL.

Aerial Application

Poor coverage will result in reduced weed control. For optimal weed control, apply Wynca USA Glufosinate 280SL in a minimum of 10 gallons per acre. Apply Wynca USA Glufosinate 280SL using nozzles and pressures that generate MEDIUM (about 300 to 400 microns) spray droplets category as reported by the nozzle manufacturer and in accordance to ASABE S572 based upon the selected air speed. Do not use nozzles and pressures that result in COARSE sprays. FINE sprays should also be avoided to minimize spray drift risk. See the “**Spray Drift Management**” section of this label for additional information on proper application of Wynca USA Glufosinate 280SL.

COMPATIBILITY TESTING

If Wynca USA Glufosinate 280SL is to be mixed with pesticide products not listed on this label, test the compatibility of the intended tank mixture prior to mixing the products in the spray tank. The following procedure assumes a spray volume of 25 gallons per acre. For other spray volumes, adjust the amount of the water used accordingly. Check compatibility as follows:

1. Place 1.0 pint of water from the source that will be used to prepare the spray solution in a clear 1 quart jar.
2. For each pound of dry tank mix partner to be applied per acre, add 1.5 teaspoons to the jar.
3. For each 16 fl. oz. of a liquid tank mix partner to be applied per acre, add 0.5 teaspoon to the jar.
4. For each 16 fl. oz. of Wynca USA Glufosinate 280SL to be applied per acre, add 0.5 teaspoon to the jar.
5. After adding all the ingredients, place a lid on the jar and tighten. Invert 10 times to mix.
6. Let the mixture stand for 15 minutes, and evaluate the solution uniformity and stability. Look for separation, large flakes, precipitates, gels, heavy oily film on the jar, or other signs of incompatibility. If the tank mix partners are not compatible, do not use the mixture in a spray tank.
7. After compatibility testing is complete, dispose of any pesticide wastes in accordance with the **"Storage and Disposal"** section of this label.

MIXING INSTRUCTIONS

Tank Mix Instructions

Wynca USA Glufosinate 280SL may be applied in tank mix combinations with labeled rates of other products provided these other products are labeled for the timing and method of application for the crop to be treated. The tank mix partner must be used in accordance with the label limitations and precautions.

No label dosage rates may be exceeded. Wynca USA Glufosinate 280SL cannot be mixed with any product containing a label prohibition against such mixing. Refer to the specific crop section for rates and restrictions.

Wynca USA Glufosinate 280SL must be applied with properly calibrated and clean equipment. Wynca USA Glufosinate 280SL is formulated to mix readily in water. Prior to adding Wynca USA Glufosinate 280SL to the spray tank, ensure that the spray tank is thoroughly clean, particularly if a herbicide with the potential to injure crops was previously used (see **"Cleaning Instructions"**).

Mix Wynca USA Glufosinate 280SL with water to make a finished spray solution as follows:

1. Fill the spray tank half full with water.
2. Start agitation.
3. If mixing with a flowable/wettable powder tank mix partner: Prepare a slurry of the proper amount of the product in a small amount of water. Add the slurry to the spray tank.
4. Add the appropriate amount of ammonium sulfate (AMS) to the spray tank.
5. If mixing with a liquid tank mix partner, add the liquid mix partner next.
6. Complete filling the spray tank with water.
7. Add the proper amount of Wynca USA Glufosinate 280SL and continue agitation.
8. If foaming occurs, use a silicone based antifoam agent.

Ensure that all spray system lines including pipes, booms, etc., have the correct concentration of spray solution by flushing out the spray system lines before starting the crop application.

If tank mix partners recommended on this label are added, maintain good agitation at all times until contents of the tank are sprayed. If the spray mixture is allowed to settle, thorough agitation is required to re-suspend the mixture before spraying is resumed. Keep bypass line on or near bottom of tank to minimize foaming. Screen size in nozzles or line strainers must be 50 mesh or larger.

CLEANING INSTRUCTIONS

Before using Wynca USA Glufosinate 280SL, thoroughly clean bulk storage tank, refillable tank, nurse tanks, spray tank, lines, and filter, particularly if a herbicide with the potential to injure crops was previously used. Equipment should be thoroughly rinsed using a commercial tank cleaner.

After using Wynca USA Glufosinate 280SL, triple rinse the spray equipment and clean with a commercial tank cleaner before using for crops not labeled LibertyLink®. Make sure any residue or foam is thoroughly removed from spray tank and boom. Rinsate may be disposed following the pesticide disposal directions on this label.

SPRAY DRIFT MANAGEMENT

Spray drift may result in injury to non-target crops or vegetation. To avoid spray drift, do not apply when wind speed is greater than 10 MPH or during periods of temperature inversions. Do not apply when weather conditions, wind speed, or wind direction may cause spray drift to non-target areas. AVOIDING SPRAY DRIFT AT THE APPLICATION SITE IS THE RESPONSIBILITY OF THE APPLICATOR.

- All aerial and ground application equipment must be properly maintained and calibrated using appropriate carriers.
- For all non-aerial applications, wind speed must be measured adjacent to the application site, on upwind side, immediately prior to application.

Sensitive Areas

The pesticide may only be applied when the potential for drift to adjacent sensitive areas (e.g., residential areas, bodies of water, known habitats for threatened or endangered species, non-target crops) is minimal (e.g., when wind is blowing away from the sensitive areas). Do not apply under circumstances where possible drift to unprotected persons or to food, forage, or other plantings that might be damaged or crops thereof rendered unfit for sale, use, or consumption can occur.

Aerial Drift Management

The following drift management requirements must be followed to avoid off target drift movement from aerial applications to agricultural field crops:

1. The distance of the outer most nozzles on the boom must not exceed $\frac{3}{4}$ the length of the wingspan or rotor.
2. Nozzles must always point backward parallel with the air stream and never be pointed downwards more than 45 degrees.

Where states have more stringent regulations, they need to be observed. The applicator needs to be familiar with and take into account the information covered in the Aerial Drift Reduction Advisory.

AERIAL DRIFT REDUCTION

Information on Droplet Size

The most effective way to reduce drift potential is to apply large droplets. The best drift management strategy is to apply the largest droplets that provide sufficient coverage and control. Applying larger droplets reduces drift potential, but will not prevent drift if applications are made improperly, or under unfavorable environmental conditions (see Wind, Temperature and Humidity, and Temperature Inversions below). AVOIDING SPRAY DRIFT AT THE APPLICATION SITE IS THE RESPONSIBILITY OF THE APPLICATOR.

Controlling Droplet Size

- **Volume** – Use high flow rate nozzles to apply the highest practical spray volume. Nozzles with higher rated flows produce larger droplets.
- **Pressure** – Do not exceed the nozzle manufacturer's recommended pressures. For many nozzle types, lower pressure produces larger droplets. When higher flow rates are needed, use higher flow rate nozzles instead of increasing pressure.
- **Number of Nozzles** – Use the minimum number of nozzles that provide uniform coverage.
- **Nozzle Orientation** – Orienting nozzles so that the spray is released parallel to the airstream produces larger droplets than other orientations and is the recommended practice. Significant deflection from horizontal will reduce droplet size and increase drift potential.
- **Nozzle Type** – Use a nozzle type that is designed for the intended application. With most nozzle types, narrower spray angles produce larger droplets. Consider using low drift nozzles. Solid stream nozzles oriented straight back produce the largest droplets and the lowest drift.
- **Boom Length** – For some use patterns, reducing the effective boom length to $\frac{3}{4}$ of the wingspan or rotor length may further reduce drift without reducing swath width.
- **Application Height** – Applications should not be made at a height greater than 10 feet above the top of the largest plants unless a greater height is required for aircraft safety. Making applications at the lowest height that is safe reduces exposure of droplets to evaporation and wind.

Swath Adjustment

When applications are made with a crosswind, the swath will be displaced downward. Therefore, on the up and downwind edges of the field, the applicator must compensate for this displacement by adjusting the path of the aircraft upwind. Swath adjustment distance should increase, with increasing drift potential (higher wind, smaller drops, etc.).

Wind

Drift potential is lowest between wind speeds of 2-10 mph. However, many factors, including droplet size and equipment type determine drift potential at any given speed. Applications need to be avoided below 2 miles per hour due to variable wind direction and high inversion potential. **NOTE:** Local terrain can influence wind patterns. Every applicator needs to be familiar with local wind patterns and how they affect spray drift.

Temperature and Humidity

When making applications in low relative humidity, set up equipment to produce larger droplets to compensate for evaporation. Droplet evaporation is most severe when conditions are both hot and dry. Avoid spraying during conditions of low humidity and/or high temperatures.

Temperature Inversions

Do not make aerial or ground applications into areas of temperature inversions. Temperature inversions restrict vertical air mixing, which causes small suspended droplets to remain in a concentrated cloud. This cloud can move in unpredictable directions due to the light variable winds common during inversions. Temperature inversions are characterized by increasing temperatures with altitude and are common on nights with limited cloud cover and light to no wind. They begin to form as the sun sets and often continue into the morning. Their presence can be indicated by ground fog, however, if fog is not present, inversions can also be identified by the movement of smoke from a ground source or an aircraft smoke generator. Smoke that layers and moves laterally in a concentrated cloud (under low wind conditions) indicates an inversion, while smoke that moves upward and rapidly dissipates indicates good vertical air mixing.

ROTATIONAL CROP RESTRICTIONS*

Rotational crop planting intervals following application of Wynca USA Glufosinate 280SL are listed below. Failure to comply with these restrictions may result in illegal residues in rotated crops.

Crop To Be Planted	Minimum Rotation Interval (Days) After Last Wynca USA Glufosinate 280SL Application
Canola, Sweet Corn, Corn, Cotton, Rice, Soybeans, and Sugar beets	0 (May be planted at any time.)
Root and Tuber Vegetables, Leafy Vegetables, Brassica Leafy Vegetables, and Small Grains (barley, buckwheat, oats, rye, teosinte, triticale, and wheat)	70
All Other Crops	180

*See **Application Directions for Potato Vine Desiccation** for Rotational Crop Restrictions specifically after Wynca USA Glufosinate 280SL applications to potatoes.

WEED CONTROL FOR ROW CROPS

Rates in ounces of formulated product per acre for the control of weeds at selected heights are shown in the weed control tables in weed populations with mixed species; apply at a rate needed for the species that requires the highest rate.

BROADLEAF WEED CONTROL

Weed Species	Maximum Weed Height or Diameter (Inches)		Weed Species	Maximum Weed Height or Diameter (Inches)	
	22 Fl. Oz./Acre	29 Fl. Oz./Acre ^{a,b}		22 Fl. Oz./Acre	29 Fl. Oz./Acre ^{a,b}
Amaranth, Palmer ²	NR	4	Morningglory, smallflower ²	4	6
Anoda, spurred	3	5	Morningglory, tall ²	6	8
Beggarweed, Florida	4	5	Mustard, wild	4	6
Black, medic	5	7	Nightshade, black	4	6
Blueweed, Texas	5	7	Nightshade, eastern black	6	8
Buckwheat, wild	6	7	Nightshade, hairy	6	8
Buffalobur	6	7	Pennycress (stinkweed)	4	6
Burcucumber	6	10	Pigweed, redroot ²	3	4
Catchweed bedstraw (cleavers)	2	4	Pigweed, prostrate ²	3	4
Carpetweed	4	6	Pigweed, spiny ²	3	4
Chickweed, common	6	8	Pigweed, smooth ²	3	4
Cocklebur, common	6	14	Pigweed, tumble ²	3	4
Copperleaf, Hophornbeam	4	6	Puncturevine	4	6
Cotton, volunteer ¹	6	8	Purslane, common	2	4
Croton, tropic	3	5	Pusley, Florida	S	3

(continued)

BROADLEAF WEED CONTROL (continued)

Weed Species	Maximum Weed Height or Diameter (Inches)		Weed Species	Maximum Weed Height or Diameter (Inches)	
	22 Fl. Oz./Acre	29 Fl. Oz./Acre ^{a,b}		22 Fl. Oz./Acre	29 Fl. Oz./Acre ^{a,b}
Croton, woolly	2	4	Ragweed, common	6	10
Eclipta	4	6	Ragweed, giant	6	12
Devil's claw	2	4	Senna, coffee	4	6
Fleabane, annual	6	8	Sesbania, hemp	6	8
Galinsoga, hairy	6	8	Shepherd's Purse	6	8
Galinsoga, small flower	6	7	Sicklepod (java bean)	4	6
Groundcherry, cutleaf	4	5	Sida, prickly	4	5
Geranium, cutleaf	4	6	Smartweed, Pennsylvania	6	14
Hemp-nettle	4	6	Smellmelon	4	6
Horsenettle, Carolina ³	2	4	Sowthistle, annual	6	8
Jimsonweed	6	10	Soybeans, volunteer ¹	6	8
Knotweed	3	5	Spurge, prostrate	2	4
Kochia ²	4	6	Spurge, spotted	2	4
Ladysthumb	6	14	Starbur, bristly	4	6
Lambsquarters, common ²	4	6	Sunflower, common	6	14
Mallow, common	4	6	Sunflower, prairie	3	5
Mallow, Venice	6	8	Sunflower, volunteer	6	10
Marestail	S	6-12	Thistle, Russian ²	S	6-12
Marshelder, annual	4	6	Velvetleaf ²	3	4
Morningglory, entireleaf ²	6	8	Waterhemp, common ²	NR	5
Morningglory, ivyleaf ²	6	8	Waterhemp, tall ²	NR	5
Morningglory, pitted ²	6	8			
Morningglory, sharppod ²	2	4			

^aIn cotton, Wynca USA Glufosinate 280SL may be applied at 29 fl. oz./A, three times per year.

^b**Restriction:** Do not apply more than 22 fl. oz./A of Wynca USA Glufosinate 280SL post emergence in a single application to canola and corn.

¹Volunteer LibertyLink® crops from the previous season will not be controlled.

²For applications to corn, tank mixing with atrazine may enhance weed control of this species.

³May require sequential applications for control.

S = Indicates suppression.

NR = Not recommended.

GRASS WEED CONTROL

Weed Species	Maximum Weed Height or Diameter (Inches)		Weed Species	Maximum Weed Height of Diameter (Inches)	
	22 Fl. Oz./Acre	29 Fl. Oz./Acre ^{a,b}		22 Fl. Oz./Acre	29 Fl. Oz./Acre ^{a,b}
Barley, volunteer ³	3	4	Millet, wild proso	6	7
Barnyardgrass	3	5	Millet, proso volunteer	6	7
Bluegrass, annual	3	5	Oat, wild ²	3	4
Corn, volunteer ¹	10	12	Panicum, fall	3	5
Crabgrass, large ²	3	5	Panicum, Texas	4	6
Crabgrass, smooth ²	3	5	Rice, red	4	6
Cupgrass, woolly	6	12	Rice, volunteer ¹	4	6
Foxtail, bristly	6	8	Sandbur, field ²	S	2
Foxtail, giant	6	12	Shattercane	6	8
Foxtail, green	6	12	Signalgrass, broadleaf	3	5
Foxtail, robust purple	6	8	Sprangletop	4	6
Foxtail, yellow ²	3	4	Sorghum, volunteer	6	8
Goosegrass ³	2	3	Stinkgrass	4	6
Johnsongrass, seedling	3	5	Wheat, volunteer ²	4	5
Junglerice	3	5	Witchgrass	4	6

¹In cotton, Wynca USA Glufosinate 280SL may be applied at 29 fl. oz./A, three times per year.

²**Restriction:** Do not apply more than 22 fl. oz./A of Wynca USA Glufosinate 280SL post emergence in a single application to canola and corn.

³Volunteer LibertyLink® crops from the previous season will not be controlled. A timely cultivation, 7 to 10 days after an application and/or retreatment for 10-21 days after the first application is recommended for controlling dense clumps of volunteer corn or rice.

²For best control of yellow foxtail, field sandbur, crabgrass, and wild oats, treat prior to initiation.

³A sequential application may be necessary for control.

S = Indicates suppression.

Biennial and Perennial Weeds**

For control of the biennial and perennial weeds listed below, tank mix partners or sequential applications of Wynca USA Glufosinate 280SL are specified (22 fl. oz./A followed by 22 fl. oz./A).

Alfalfa	Clover, Alsike	Nutsedge, purple*
Artichoke, Jerusalem	Clover, red	Nutsedge, yellow*
Bermudagrass	Dandelion	Orchardgrass
Bindweed, field	Dock, smooth	Poinsettia, wild
Bindweed, hedge	Dogbane, hemp*	Pokeweed
Bluegrass, Kentucky	Goldenrod, gray*	Quackgrass*
Blueweed, Texas	Johnsongrass, rhizome	Sowthistle, perennial
Bromegrass, smooth	Milkweed, common*	Thistle, Bull
Burdock	Milkweed, Honeyvine*	Thistle, Canada
Bursage, Woolyleaf	Muhly, wirestem	Timothy*
Chickweed, Mouse ear	Nightshade, silverleaf	Wormwood, biennial

*Suppression Only.

**See the "Application Directions for Use on Cotton" section of this label for additional use rates.

APPLICATION DIRECTIONS FOR BURNDOWN USE

Wynca USA Glufosinate 280SL may be applied as a burndown treatment prior to planting or prior to emergence of any conventional or transgenic variety of canola, corn, cotton, rice*, soybean, or sugar beet. Apply a minimum of 29 fl. oz./A of Wynca USA Glufosinate 280SL for burndown of existing weeds just prior to planting or prior to emergence of canola, corn, cotton, rice*, soybean, or sugar beets. For best results, apply to emerged, young, actively growing weeds. Warm temperatures, high humidity, and bright sunlight improve the performance of Wynca USA Glufosinate 280SL. Weed control may be reduced when applications are made to weeds under stress due to drought or cool temperatures. *Not for use in California.

Crops	Application Directions
Canola, Corn, Rice*, and Sugar Beets	If environmental conditions prevent timely applications, a single application may be made of up to 36 fl. oz./A of Wynca USA Glufosinate 280SL. No additional applications of Wynca USA Glufosinate 280SL may be made postemergence to the crop during the growing season. Rice*: Following a burndown application, there must be a minimum 7 day holding period after flooding of the field.
Cotton	If environmental conditions prevent timely applications, a single application may be made of up to 43 fl. oz./A of Wynca USA Glufosinate 280SL. If more than 29 fl. oz./A are used in any single application, the yearly total may not exceed 72 fl. oz./A, including all application timings.
Soybean	If environmental conditions prevent timely applications, a single application may be made of up to 36 fl. oz./A of Wynca USA Glufosinate 280SL. If 29-36 fl. oz./A are used in a single burndown application, one additional in season application may be made at up to 29 fl. oz./A. The yearly total may not exceed 65 fl. oz./A, including all application timings.
*Not for use in California.	

	Burndown	In Season Applications LibertyLink® varieties only)	Yearly Max
Cotton Use Pattern 1	29 fl. oz./A	2 applications at 22 – 29 fl. oz./A ¹	87 fl. oz./A
Cotton Use Pattern 2	30 – 43 fl. oz./A	1 application at 22 – 29 fl. oz./A ¹	72 fl. oz./A
Soybean Use Pattern	29 – 36 fl. oz./A	1 application at 22 – 29 fl. oz./A ²	65 fl. oz./A
Canola, Corn, Rice*, Sugar beets	29 – 36 fl. oz./A	None	36 fl. oz./A
¹ LibertyLink® cotton OR with hooded sprayer for non LibertyLink® varieties (see Cotton use directions).			
² LibertyLink® soybeans only (see Soybean use directions).			
*Not for use in California.			

DIRECTIONS FOR USE ON SUGAR BEETS (Not for use in California.)

THOROUGH SPRAY COVERAGE IS VERY IMPORTANT. Wynca USA Glufosinate 280SL works best when weeds are actively growing. A cultivation may be made at least 5 days before a Wynca USA Glufosinate 280SL application or 5 days after a Wynca USA Glufosinate 280SL application.

Application Timing

Application of Wynca USA Glufosinate 280SL on sugar beets may be made from the cotyledon stage up to the 10-leaf stage of the sugar beet. Wynca USA Glufosinate 280SL is a foliar active material with no soil residual activity. For best results, apply to emerged, young, actively growing weeds. Weeds that emerge after application will not be controlled. Wynca USA Glufosinate 280SL will have an effect on weeds that are larger than the recommended leaf stage, however, speed of activity and control may be reduced. Weed control may be reduced if application is made when heavy dew, fog, and mist/rain are present, or when weeds are under stress due to drought, cool temperatures, or extended periods of cloudiness. Wynca USA Glufosinate 280SL is rainfast 4 hours after application, therefore rainfall within 4 hours may necessitate retreatment.

For best weed control and sugar beet yield, Wynca USA Glufosinate 280SL applications should begin when weeds are up to 1 inch in height or diameter. Repeat applications should be made when newly germinated weeds again reach 1 inch in height or diameter. Refer to the Rate Tables for Weed Control in Sugar Beets for selection of the proper rate dependent upon the weed species present and size. A repeat application of Wynca USA Glufosinate 280SL or a tank mix application with a residual herbicide selected from the tank mix partners listed on this label will be needed to control weeds that have not yet emerged at the time of application.

Use Restrictions on Sugar Beets

- Do not apply more than 30 fl. oz./A of Wynca USA Glufosinate 280SL in one application and do not apply more than 60 fl. oz./A of Wynca USA Glufosinate 280SL on the sugar beet crop per year.
- Do not apply Wynca USA Glufosinate 280SL within 60 days of harvesting sugar beets.
- Do not plant rotation crops in a field treated with Wynca USA Glufosinate 280SL within 120 days after the last application of this product with the exception of wheat, barley, buckwheat, millet, oats, rye, sorghum, and triticale, which may be planted 70 days after the last application of this product. Corn, soybeans, canola, and sugar beets tolerant to the active ingredient of Wynca USA Glufosinate 280SL may be planted at any time.
- Do not graze the treated crop or cut for hay.
- Do not add surfactants. Antifoams or drift control agents may be added if needed.
- Do not apply Wynca USA Glufosinate 280SL if sugar beets show injury from prior herbicide or environmental stress (drought, excessive rainfall, etc.).
- Do not apply this product through any type of irrigation system.

Rate Tables for Weed Control in Sugar Beets

The rate of Wynca USA Glufosinate 280SL in fluid ounces (pints) of formulated product per acre to be used for the control of weeds at selected heights is shown in the following tables. In weed populations with mixed species, apply the rate needed for all species present.

Grass Weeds Controlled with Wynca USA Glufosinate 280SL

Weed Species	Growth Stage of Weed* (Maximum Height)		Comments on Weed Growth Stage/Application Timing/Number of Applications
	15 Fl. Oz./Acre (0.9 Pt./A)	20 Fl. Oz./Acre (1.25 Pts./A)	
Barley, volunteer	1 – 2 leaf (2)	3 leaf (3)	Multiple applications may be required
Barnyardgrass	1 – 3 leaf (2)	4 – 5 leaf (3)	Maximum of 1 tiller
Corn, volunteer	1 – 2 leaf (3)	3 – 4 leaf (6)	
Crabgrass, large	1 – 3 leaf (2)	4 – 5 leaf (3)	Maximum of 1 tiller
Crabgrass, smooth	1 – 3 leaf (2)	4 – 5 leaf (3)	Maximum of 1 tiller
Cupgrass, woolly	1 – 5 leaf (4)	(8)	
Foxtail, giant	1 – 4 leaf (3)	5 – 6 leaf (4)	Maximum of 2 tillers
Foxtail, green	1 – 4 leaf (3)	5 – 6 leaf (4)	Maximum of 2 tillers
Foxtail, yellow	1 – 3 leaf (1)	4 leaf (2)	Apply prior to tillering
Millet, volunteer proso	1 – 3 leaf (2)	4 – 5 leaf (3)	Maximum of 1 tiller
Millet, wild proso	1 – 3 leaf (2)	4 – 5 leaf (3)	Maximum of 1 tiller
Oat, wild	1 – 2 leaf (2)	3 leaf (3)	Maximum of 1 tiller
Panicum, fall	1 – 3 leaf (2)	4 – 5 leaf (3)	Maximum of 1 tiller
Panicum, Texas	1 – 3 leaf (2)	4 – 5 leaf (3)	Maximum of 1 tiller
Sandbur, field	–	1 – 4 leaf (2)	Apply prior to tillering
Wheat, volunteer	1 – 2 leaf (2)	3 leaf (3)	Maximum of 1 tiller

*Apply up to 30 fl. oz./A (1.88 pts./A) if weeds exceed the growth stage shown in the table.

For improved control of heavy populations or larger than recommended volunteer wheat, volunteer barley, yellow foxtail, and wild oats, Wynca USA Glufosinate 280SL can be tank mixed with Assure® II Herbicide, Poast® Herbicide, Prism® Herbicide, or Select® 2EC Herbicide.

Perennial Weeds Controlled by Wynca USA Glufosinate 280SL

Weed Species	Growth Stage of Weed* (Maximum Height/Diameter)		Comments on Number of Applications
	15 Fl. Oz./Acre (0.9 Pt./A)	20 Fl. Oz./Acre (1.25 Pts./A)	
Quackgrass	–	1 – 3 leaf (3")	Multiple applications required
Sowthistle, perennial	–	1 – 4 leaf (3")	Multiple applications required
Thistle, Canada	–	1 – 4 leaf (3")	Multiple applications required

*Apply up to 30 fl. oz./A (1.88 pts./A) if weeds exceed the growth stage shown in the table.

Broadleaf Weeds Controlled by Wynca USA Glufosinate 280SL

Weed Species	Growth Stage of Weed* (Maximum Diameter)	
	15 Fl. Oz./Acre (0.9 Pt./A)	20 Fl. Oz./Acre (1.25 Pts./A)
Buckwheat, wild	1 – 4 leaf (2")	5 – 6 leaf (3")
Buffalobur	1 – 4 leaf (2")	5 – 6 leaf (3")
Carpetweed	–	1 – 4 leaf (2")
Chickweed, common	1 – 4 leaf (2")	5 – 6 leaf (3")
Cocklebur, common	1 – 6 leaf (3")	7 – 8 leaf (5")
Kochia	(1")	(2")
Ladysthumb	1 – 2 leaf (1")	3 – 4 leaf (3")
Lambsquarters, common	1 – 2 leaf (1")	4 – 5 leaf (3")
Mallow, Venice	1 – 4 leaf (2")	5 – 6 leaf (3")
Marshelder	1 – 2 leaf (1")	3 – 4 leaf (2")
Mustard, wild	1 – 4 leaf (2")	5 – 6 leaf (3")
Nightshade, eastern black	1 – 4 leaf (2")	5 – 6 leaf (3")
Pigweed, prostrate	(1")	(3")
Pigweed, redroot	1 – 2 leaf (1")	3 – 4 leaf (3")
Pigweed, smooth	1 – 2 leaf (1")	3 – 4 leaf (3")
Pigweed, spiny	1 – 2 leaf (1")	3 – 4 leaf (3")
Purslane, common	(1")	(2")
Ragweed, common	1 – 6 leaf (3)	7 – 8 leaf (5")
Ragweed, giant	1 – 4 leaf (2")	5 – 6 leaf (3")
Shepherd's purse	1 – 4 leaf (2")	5 – 6 leaf (3")
Smartweed, Pennsylvania	1 – 2 leaf (1")	3 – 4 leaf (3")
Sowthistle, annual	1 – 4 leaf (2")	5 – 6 leaf (3")
Sunflower, common	1 – 6 leaf (3")	7 – 8 leaf (5")
Thistle, Russian	(1")	(2")
Velvetleaf	1 – 2 leaf (1")	3 – 4 leaf (3")

*Apply up to 30 fl. oz./A (1.88 pts./A) if weeds exceed growth stage shown in the table.

DIRECTIONS FOR USE ON CANOLA

Apply Wynca USA Glufosinate 280SL only to canola labeled as LibertyLink. Uniform, thorough spray coverage is necessary to achieve consistent weed control.

Application Rate and Timing

For best results, apply to emerged, young actively growing weeds. Warm temperatures, high humidity, and bright sunlight improve the performance of Wynca USA Glufosinate 280SL. Weed control may be reduced when applications are made to weeds under stress due to drought or cool temperatures. For optimal yield, early season weed removal is important.

Applications of Wynca USA Glufosinate 280SL on canola may be made from the cotyledon stage up to the early bolting stage of the canola. Slight discoloration of the canola may be visible after application. This effect is temporary and will not influence crop growth maturity or yield.

Apply Wynca USA Glufosinate 280SL at 22 fl. oz./A per application. A second application of Wynca USA Glufosinate 280SL may be needed to control weeds that have not yet emerged at the time of application.

Use Restrictions on Canola

- Do not use on canola in the states of Alabama, Delaware, Georgia, Kentucky, Maryland, New Jersey, North Carolina, South Carolina, Tennessee, Virginia, and West Virginia.
- Do not apply more than two applications of Wynca USA Glufosinate 280SL per year. Sequential applications need to be at least 10 days apart.
- Do not apply Wynca USA Glufosinate 280SL within 65 days of harvesting canola.
- Do not apply more than 44 fl. oz./A of Wynca USA Glufosinate 280SL per year.
- If Wynca USA Glufosinate 280SL was used in a burndown application, no post emergence applications may be applied to the crop.
- DO NOT graze the treated crop or cut for hay.
- Do not apply Wynca USA Glufosinate 280SL if canola shows injury from prior herbicide applications or environmental stress (drought, excessive rainfall, etc.).
- DO NOT apply this product through any type of irrigation system.

Refer to the "Rotational Crop Restrictions" section under the "Information" heading of this label for the appropriate rotational crop plant back intervals.

Spray Additives

Wynca USA Glufosinate 280SL must be applied with ammonium sulfate (AMS). Use only fine feed grade or spray grade AMS at 3 pounds per acre. Anti-foams or drift control agents may be added if needed. Use of additional surfactants or crop oils may increase risk of crop response.

Tank Mix Instructions for Use on Canola

Wynca USA Glufosinate 280SL at 22 fl. oz./A plus AMS may be used in tank mix combination with certain herbicides for improved control of larger than labeled grasses. Wynca USA Glufosinate 280SL may be applied in tank mix combinations with labeled rates of other products provided these other products are labeled for the timing and method of application for the canola to be treated. The tank mix partner must be used in accordance with the label limitations and precautions. No label dosage rates may be exceeded. Wynca USA Glufosinate 280SL cannot be mixed with any product containing a label prohibition against such mixing. The AMS rate may be reduced to 1.5 lbs./A when Wynca USA Glufosinate 280SL is tank mixed with a reduced rate of one of the grass herbicides specified below.

Tank Mix Partners for Wynca USA Glufosinate 280SL on Invigor LibertyLink Canola

Tank Mix Partner	Rate (Fl. Oz./Acre)
Assure® II	4 – 5 fl. oz./A
Poast®	6 – 8 fl. oz./A
Select® 2EC	2 – 3 fl. oz./A
Select Max™	4 – 6 fl. oz./A

APPLICATION RATE AND TIMING FOR CANOLA FOR TRANSGENIC SEED PROPAGATION

(Not for use in California.)

Up to three applications of Wynca USA Glufosinate 280SL at up to 22 fl. oz./A per application may be made to canola for transgenic seed propagation. Applications may be made from the cotyledon stage up to the early bolting stage (e.g., BBCH 18-30, between just prior to stem elongation/bolting, eight or more leaves and beginning of stem elongation, no internodes).

Use Restrictions on Canola for Transgenic Seed Propagation

- Do not apply more than three applications of Wynca USA Glufosinate 280SL at up to 22 fl. oz./A per application per year.
- Do not apply more than 66 fl. oz./A of Wynca USA Glufosinate 280SL per year.
- Do not apply Wynca USA Glufosinate 280SL beyond the early bolting stage or within 65 days of harvesting canola seed.
- Do not use treated canola seed for food, feed or oil purposes.
- Do not apply Wynca USA Glufosinate 280SL if canola shows injury from prior herbicide applications or environmental stress (drought, excessive rainfall, etc.).
- Do not apply this product through any type of irrigation system.

DIRECTIONS FOR USE ON SWEET CORN

(Not for use in California.)

Apply Wynca USA Glufosinate 280SL only to corn labeled as LibertyLink.

Application Timing

Applications for Wynca USA Glufosinate 280SL on sweet corn may be made from emergence until sweet corn is 24" tall or in the V-7 stage of growth (i.e., 7 developed collars), whichever comes first. Apply at a rate of 20 fl. oz./A. Wynca USA Glufosinate 280SL must be applied with ammonium sulfate (AMS) for use on sweet corn. Two applications of Wynca USA Glufosinate 280SL can be made to sweet corn in a year.

Use Restrictions on Sweet Corn

- Do not apply Wynca USA Glufosinate 280SL within 50 days of harvesting sweet corn ears and within 55 days of harvesting stover.
- Do not apply more than 40 fl. oz./A of Wynca USA Glufosinate 280SL on sweet corn per year.
- Do not apply more than two applications of Wynca USA Glufosinate 280SL to the sweet corn crop. Sequential applications need to be at least 10 days apart.
- If Wynca USA Glufosinate 280SL was used in a burndown application, no post-emergence applications may be made to the crop.
- Do not use nitrogen solutions as spray carriers. A silicone-based antifoam agent may be added if needed.
- Do not apply Wynca USA Glufosinate 280SL if corn shows injury from prior herbicide applications or environmental stress (drought, excessive rainfall, etc.).
- Do not apply this product through any type of irrigation system.

Refer to the "Rotational Crop Restrictions" section under the "Information" heading of this label for the appropriate rotational crop plant back intervals.

See "Application Directions for Use on Field Corn and Silage Corn" for Application Methods, Mixing Instructions, and Weed Control Tables.

Tank Mix Instructions for Use on Sweet Corn

Wynca USA Glufosinate 280SL may be tank mixed with Laudis® Herbicide, Callisto®, Atrazine, or Permit®. When using Wynca USA Glufosinate 280SL in tank mix combinations, carefully follow the "Directions for Use" labeling of the selected partner.

DIRECTIONS FOR USE ON FIELD CORN AND SILAGE CORN

Apply Wynca USA Glufosinate 280SL only to corn labeled LibertyLink. Uniform thorough spray coverage is necessary to achieve consistent weed control.

Application Rate and Timing

For best results, apply to emerged, young, actively growing weeds. Warm temperatures, high humidity, and bright sunlight improve the performance of Wynca USA Glufosinate 280SL. Weed control may be reduced when applications are made to weeds under stress due to drought or cool temperatures. For optimal yield, early season weed removal is important.

Applications of Wynca USA Glufosinate 280SL on corn may be made with over the top broadcast or drop nozzles from emergence until corn is 24 inches tall or in the V-7 stage of growth (i.e., 7 developed collars), whichever comes first. For corn 24 inches to 36 inches tall only apply Wynca USA Glufosinate 280SL using ground application and drop nozzles and avoid spraying into the whorl or leaf axils of the corn stalks. Applications of Wynca USA Glufosinate 280SL following the use of soil applied insecticides will not injure corn.

Apply Wynca USA Glufosinate 280SL at 22 fl. oz./A per application. A second application of Wynca USA Glufosinate 280SL or a tank mix application with a residual herbicide will be needed to control weeds that have not yet emerged at the time of application.

Use Restrictions on Field Corn and Silage Corn

- DO NOT apply Wynca USA Glufosinate 280SL within 60 days of harvesting corn forage and within 70 days of harvesting corn grain and corn fodder.
- DO NOT apply more than two applications of Wynca USA Glufosinate 280SL to the corn crop per year. Sequential applications need to be at least 10 days apart.
- DO NOT apply more than 44 fl. oz./A of Wynca USA Glufosinate 280SL on corn per year.
- If Wynca USA Glufosinate 280SL was used in a burndown application, no post-emergence applications may be applied to the crop.
- DO NOT use nitrogen solutions as spray carriers. A silicone-based antifoam agent may be added if needed.
- DO NOT apply Wynca USA Glufosinate 280SL if corn shows injury from prior herbicide applications or environmental stress (drought, excessive rainfall, etc.)
- DO NOT apply this product through any type of irrigation system.

Refer to the “**Rotational Crop Restrictions**” section under the “**Information**” heading of this label for the appropriate rotational crop plant back intervals.

Spray Additives

For corn and sweet corn, Wynca USA Glufosinate 280SL must be applied with ammonium sulfate (AMS). It is recommended to use only fine feed grade or spray grade AMS at 3 lbs. per acre (17 lbs./100 gallons). When temperatures exceed 85°F, the rate of AMS can be reduced to 1.5 lbs. per acre (8.5 lbs./100 gallons) to reduce potential leaf burn. Use of additional surfactants or crop oils may increase risk of crop response.

Tank Mix Instructions for Use on Corn

Certain herbicide tank mixes may aid in the performance of Wynca USA Glufosinate 280SL. No additional surfactant is needed with any tank mix partner. Wynca USA Glufosinate 280SL may be applied in tank mix combinations with labeled rates of other products provided these other products are labeled for the timing and method of application for the corn to be treated. The tank mix partner must be used in accordance with the label limitations and precautions. No label dosage rates may be exceeded. Wynca USA Glufosinate 280SL cannot be mixed with any product containing a label prohibition against such mixing.

Tank Mix Partners for Wynca USA Glufosinate 280SL on LibertyLink Corn

2,4-D	Halex GT	Pendimethalin ¹
acetochlor	Hornet® WDG	Permit®
Aim™ ²	Impact®	Python® WDG
Atrazine	Laudis®	s metolachlor ²
Callisto™	Lexar® ²	Spirit®
Carmix® ²	Lumax® ²	Status®
Capreno®	Metolachlor ²	Yukon®
Distinct™	nicosulfuron	Zemax
Guardsman Max®	NorthStar™	

¹Tank mixing with pendimethalin may result in reduced control of barnyardgrass, fall panicum, field sandbur, yellow foxtail, and volunteer corn.

²It is recommended that these products are tank mixed at half the use rate with Wynca USA Glufosinate 280SL to reduce risk of crop response.

Corn Insecticide Tank Mix Partners for Wynca USA Glufosinate 280SL

To provide weed and insect control in corn, Wynca USA Glufosinate 280SL may be mixed with the following insecticides:

Ambush® Insecticide	Tombstone™ Helios®	Pounce® 3.2EC Insecticide
Asana® XL Insecticide	Lorsban® 4E Insecticide	Warrior™ Insecticide
Baythroid® XL Insecticide	Tombstone™	

DIRECTIONS FOR USE ON COTTON

Uniform thorough spray coverage is necessary to achieve consistent weed control. Wynca USA Glufosinate 280SL may be applied as a broadcast, over-the-top, post-emergence spray or as a directed spray only to LibertyLink cotton. This product may be applied post emergence to non-LibertyLink cotton, varieties or cultivars by using equipment designed to minimize contact of the spray with the cotton foliage. See the "Application Methods on Non-LibertyLink Cotton" section for selection of shielding equipment. Severe injury or death may result if the Wynca USA Glufosinate 280SL contacts the foliage or stems of cotton NOT labeled as LibertyLink.

Application Rate and Timing

For best results, apply to emerged, young, actively growing weeds. Warm temperatures, high humidity, and bright sunlight improve the performance of Wynca USA Glufosinate 280SL. Weed control may be reduced when applications are made to weeds under stress due to drought or cool temperatures. For optimum yield, early season weed removal is important.

Apply Wynca USA Glufosinate 280SL to cotton from emergence up to the early bloom stage at 22 to 29 fl. oz./A. Should environmental conditions prevent a timely herbicide application, a single application of up to 43 fl. oz./A of Wynca USA Glufosinate 280SL may be made to cotton. If more than 29 fl. oz./A are used in any single application, the yearly total may not exceed 72 fl. oz./A, including all application timings. See "Restrictions to the Directions for use on Cotton" below for additional information.

Refer to the Weed Control table for Row Crops section of this label for selection of the proper rate dependent upon weed species present and size. In weed populations with mixed species, select the highest rate required to control all the species. Volunteer LibertyLink crop plants (corn, rice, cotton, soybeans, sugar beets) from the previous season will not be controlled by applications of Wynca USA Glufosinate 280SL. A repeat application of Wynca USA Glufosinate 280SL or tank mixes with a residual herbicide will be needed to control weeds that have not emerged at the time of application. See the Tank Mix Instructions for Use on Cotton to select suitable tank mix partners.

Use Pattern	1 st Application	2 nd Application	3 rd Application	Yearly Maximum
Option 1	22 - 29 fl. oz./A	22 - 29 fl. oz./A	22 - 29 fl. oz./A	87 fl. oz./A
Option 2	30 - 43 fl. oz./A	22 - 29 fl. oz./A	None	72 fl. oz./A

Use Restrictions on Cotton

- Do not apply Wynca USA Glufosinate 280SL to cotton in Florida - South of Tampa (Florida Route 60), or in Hawaii (except for test plots or breeding nurseries).
- Do not apply Wynca USA Glufosinate 280SL within 70 days prior to cotton harvest.
- Up to three applications of Wynca USA Glufosinate 280SL may be made to cotton per year at a maximum application rate of 29 fl. oz./A. Do not apply more than 87 fl. oz. (including all application timings) to cotton per year under this application scenario. Sequential applications need to be at least 10 days apart.
- If environmental conditions prevent timely applications resulting in large weeds or heavy infestations, a single application of Wynca USA Glufosinate 280SL at up to 43 fl. oz./A may be made to cotton. Do not apply more than 43 fl. oz. of Wynca USA Glufosinate 280SL in a single application under this use scenario. If a single application greater than 29 fl. oz. is made, a subsequent application not to exceed 29 fl. oz. may be made to cotton. The yearly total use rate under this scenario may not exceed 72 fl. oz. of Wynca USA Glufosinate 280SL. Sequential applications need to be made at least 10 days apart.
- Do not apply this product through any type of irrigation system.

Refer to the "Rotational Crop Restrictions" section under the "Information" heading of this label for the appropriate rotational crop plant back intervals.

Application Methods - LibertyLink Cotton

Refer to the Weed Control table for Row Crops to select the proper application rate based upon the weeds present and their size. Uniform and thorough spray coverage is required to achieve consistent weed control. For ground application, apply Wynca USA Glufosinate 280SL to LibertyLink cotton as an over-the-top foliar spray directed to the lower one-third of the cotton stand.

Application Methods - Non-LibertyLink Cotton

Application of Wynca USA Glufosinate 280SL to cotton varieties not labeled as LibertyLink requires the use of hooded spray equipment designed to minimize exposure of the spray to the cotton stand. A hooded sprayer directs the spray onto weeds, while shielding the cotton stand from contact. Use nozzles that provide uniform coverage within the treated area. Keep hoods on these sprayers adjusted to protect desirable vegetation. Extreme care must be exercised to avoid exposure of the desirable vegetation to the spray.

With a hooded sprayer, the spray pattern is completely enclosed on the top and all 4 sides by a hood, thereby shielding the crop from the spray solution. This equipment must be set up and operated in a manner that avoids bouncing or raising the hoods off the ground in any way. The spray hoods must be operated on the ground or skimming across the ground. Tractor speed must be adjusted to avoid bouncing of the spray hoods. Avoid operation on rough or sloping ground where the spray hoods might be raised off the ground. If the hoods are raised, spray particles may escape and come into contact with the cotton, causing damage or destruction of the crop.

Herbicide rates and spray volume instructions are presented as broadcast equivalents and must be reduced in proportion to the area actually treated. Use the following formulas to calculate the correct rate and volume per planted (field) acre:

$$\frac{\text{Band Width in Inches}}{\text{Row Width in Inches}} \times \text{Broadcast Rate per Acre} = \text{Amount of Banded Product needed per Acre}$$

$$\frac{\text{Band Width in Inches}}{\text{Row Width in Inches}} \times \text{Broadcast Spray Volume per Acre} = \text{Banded Spray Volume needed per Acre}$$

Post-Harvest

Wynca USA Glufosinate 280SL may be applied as a post-harvest burndown treatment to fields (after cotton harvest). Up to 43 fl. oz./A of Wynca USA Glufosinate 280SL may be applied in a single application to control larger weeds growing in the crop at the time of harvest. If more than 29 fl. oz./A is used in a single application, the yearly total may not exceed 72 fl. oz./A, including all application timings. Refer to the “**Rotational Crop Restrictions**” section of this label for appropriate rotational crop information.

Tank Mix Instructions for Use on Cotton

Certain tank mixes may aid in the performance of Wynca USA Glufosinate 280SL. No additional surfactant is needed with any tank mix partner. Wynca USA Glufosinate 280SL may be applied in tank mix combination with labeled rates of other products provided these other products are labeled for the timing and method of application for the cotton to be treated. The tank mix partner must be used in accordance with the label limitations and precautions. No label dosage rates may be exceeded. Wynca USA Glufosinate 280SL cannot be mixed with any product containing a label prohibition against such mixing.

LibertyLink Cotton – For cotton tolerant to Wynca USA Glufosinate 280SL, Dual Magnum® or Staple® Herbicide may be tank mixed with Wynca USA Glufosinate 280SL and applied over the top post-emergence to enhance weed control and/or provide residual control.

All Cotton Types – The following herbicides may be tank mixed with Wynca USA Glufosinate 280SL for hooded spray application to enhance weed control and/or provide residual weed control.

Post-Emergence Over-The-Top Tank Mix Partners for Wynca USA Glufosinate 280SL on LibertyLink Cotton

Assure II	metolachlor	clethodim
Poast Plus	Fusilade DX	Select Max
Fusion	Staple	

DIRECTIONS FOR USE ON SOYBEANS

Apply Wynca USA Glufosinate 280SL only to soybean designated as LibertyLink. Uniform, thorough spray coverage is necessary to achieve consistent weed control.

Application Rate and Timing

For best results apply to emerged, young, actively growing weeds. Warm temperatures, high humidity, and bright sunlight improve the performance of Wynca USA Glufosinate 280SL. Weed control may be reduced when applications are made to weeds under stress due to drought or cool temperatures. Adding ammonium sulfate with Wynca USA Glufosinate 280SL may improve weed control if weeds are under stress. For optimal yield, early season weed removal is important.

Applications of Wynca USA Glufosinate 280SL on soybeans may be made from emergence up to but not including the bloom growth stage. Apply Wynca USA Glufosinate 280SL to LibertyLink soybeans from emergence up to but not including the bloom growth stage at 22 to 29 fl. oz./A. See weed chart to determine rate. Should environmental conditions prevent a timely herbicide application, a single application of up to 36 fl. oz./A of Wynca USA Glufosinate 280SL may be made to soybeans followed by one additional application at maximum of 29 fl. oz./A with a yearly maximum of 65 fl. oz./A. Wynca USA Glufosinate 280SL may be applied alone or in a tank mix application with a residual herbicide to control weeds that have not yet emerged at the time of application.

Although timely post applications of Wynca USA Glufosinate 280SL can provide complete weed control, residual herbicides at burndown planting, or tank mixed with Wynca USA Glufosinate 280SL help ensure optimal weed management, particularly if environmental conditions delay timely post applications. Residual herbicides can also reduce early season weed competition and are a key element of good weed resistance management practices.

Use Pattern Rate Ranges		
1 st Application	2 nd Application	Yearly Maximum
22 – 36 fl. oz./A	22 – 29 fl. oz./A	65 fl. oz./A

Use Restrictions on Soybeans

- Do not apply Wynca USA Glufosinate 280SL within 70 days of harvesting soybean seed.
- Do not apply more than 65 fl. oz./A of Wynca USA Glufosinate 280SL on soybeans per year.
- Do not apply more than 36 fl. oz./A of Wynca USA Glufosinate 280SL in a single application.
- Do not graze the treated crop or cut for hay.
- Do not use nitrogen solutions as spray carriers. A silicone-based antifoam agent may be added if needed.
- Do not apply Wynca USA Glufosinate 280SL if soybeans show injury from prior herbicide applications or environmental stress (drought, excessive rainfall, etc.)
- Do not apply this product through any type of irrigation system.
- Sequential applications need to be at least 5 days apart.

Refer to the **“Rotational Crop Restrictions”** section under the **“Information”** heading of this label for the appropriate rotational crop plant back intervals.

Tank Mix Instructions for Use on Soybeans

Certain herbicide tank mixes may complement Wynca USA Glufosinate 280SL. No additional surfactant is needed with any tank mix partner. Wynca USA Glufosinate 280SL may be applied in tank mix combinations with labeled rates of other products provided these other products are labeled for the timing and method of application for the soybean to be treated. The tank mix partner must be used in accordance with the label limitations and precautions. No label dosage rates may be exceeded. Wynca USA Glufosinate 280SL cannot be mixed with any product containing a label prohibition against such mixing.

Tank Mix Partners for Wynca USA Glufosinate 280SL in LibertyLink Soybeans

Assure® II	Fusion®	Raptor™
Classic®	Harmony® GT	Reflex®
clethodim	Optill	Resource®
Cobra®	metolachlor	Select Max®
Fierce	Phoenix™	Sharpen
FirstRate®	Poast Plus®	Synchrony® XP
Flexstar®	Prefix	Ultra Blazer®
Fusilade® DX	Pursuit®	

DIRECTIONS FOR USE ON CANOLA, CORN, COTTON, AND SOYBEAN SEED PROPAGATION

Wynca USA Glufosinate 280SL may be applied to select out susceptible “segregates” (i.e., canola, corn, cotton, and soybean plants that are not tolerant to glufosinate-ammonium during seed propagation).

Canola: Wynca USA Glufosinate 280SL may also be used in canola seed propagation as a foliar spray to selectively eliminate canola plants that do not carry a gene that imparts tolerance to glufosinate-ammonium and as such, can be applied to remove susceptible segregates during canola seed propagation. Breeding material not possessing the glufosinate-ammonium tolerance gene will be severely injured or killed if treated with this herbicide. See **“Directions for Use on Canola”** for use rates and application ming.

Corn: Inbred lines (plants not possessing glufosinate-ammonium tolerance) will be severely injured or killed if treated with this herbicide. A hooded sprayer may be used to protect plants from coming into contact with the herbicide application. For the selection of tolerant corn segregates, Wynca USA Glufosinate 280SL may be applied at 22 fl. oz./A plus AMS at 3 lbs./A (17 lbs./100 gallons) when corn is in the V-3 to V-4 stage of growth (i.e., 3 to 4 developed collars). A second treatment of 22 fl. oz./A plus AMS at 3 lbs./A may be applied when the corn is in the V-6 to V-7 stage of growth or up to 24” tall. Sequential applications need to be at least 10 days apart. When temperatures exceed 85°F, the rate of AMS can be reduced to 1.5 lbs./A (8.5 lbs./100 gallons) to reduce potential leaf burn.

Cotton: Wynca USA Glufosinate 280SL may also be used in cotton seed propagation as a foliar spray to selectively eliminate cotton plants that do not carry a gene that imparts tolerance to glufosinate-ammonium and as such, can be applied to remove susceptible segregates during cotton seed propagation. Breeding material not possessing the glufosinate-ammonium tolerance gene will be severely injured or killed if treated with this herbicide. See **“Application Use Directions for Use on Cotton”** for use rates and application ming.

Soybean: For the selection of tolerant soybean (segregates), Wynca USA Glufosinate 280SL may be applied at up to 22 to 36 fl. oz./A when soybean is in the third trifoliolate stage. A second treatment of 22 to 29 fl. oz./A may be applied up to but not including the bloom growth stage of soybean. Sequential applications need to be at least 5 days apart.

DIRECTIONS FOR USE ON LISTED TREE, VINE, AND BERRY CROPS

Apply Wynca USA Glufosinate 280SL to the tree, vine, and berry crops listed below. Uniform, thorough spray coverage is necessary to achieve consistent weed control.

Registered Crops

Bushberries – blueberry, currant, elderberry, gooseberry, and huckleberry

Other Berries – lingonberry, juneberry, and salal

Citrus – lemon, orange, grapefruit, lime, mandarin, tangerine, tangelo, calamondin, kumquat, pummelo, citron, citrus hybrids, tangor, and cu vars, varieties and/or hybrids of these Olives

Pome Fruit – apple, pear, crabapple, loquat, mayhaw, quince, azarole, medlar, tejocote, cu vars, varieties and/or hybrids of these

Stone Fruit – apricot, cherry, peach, nectarine, plum, capulin, jujube, sloe, and cu vars, varieties and/or hybrids of these

Tree Nuts – almonds, filberts, hickory nuts, macadamia nuts (bush nuts), pecans, pistachios, and walnuts

Vineyards – all grape varieties (table, wine, and raisins)

Application Rate and Timing

For best results, apply to emerged, young, actively growing weeds. Warm temperatures, high humidity, and bright sunlight improve the performance of Wynca USA Glufosinate 280SL. Weed control may be reduced when applications are made to weeds under stress due to drought or cool temperatures. Weeds under stress or in dense populations will require application at the highest specified label use rate. Stressed conditions also include prior treatments of other contact or systemic herbicides. Do not retreat these weeds with Wynca USA Glufosinate 280SL until sufficient regrowth has occurred.

Apply Wynca USA Glufosinate 280SL as a directed spray to control undesirable vegetation in tree, vine, and berries listed on this label. Apply as a broadcast, banded or spot treatment application depending on the situation to control weeds listed under the heading Weeds Controlled in Tree, Vine, and Berry crops. Avoid direct spray or drift to desirable vegetation. Regrowth may occur due to the weed stage of growth at application, low use rate, or environmental conditions. Repeat applications of Wynca USA Glufosinate 280SL may be necessary to control plants generating from underground parts or seed.

Avoid contact of Wynca USA Glufosinate 280SL solution, spray, drift or mist with green bark, stems, or foliage, as injury may occur to trees, vines, and berries. **Only trunks with callused mature brown bark should be sprayed unless protected from spray contact by nonporous wraps, grow tubes, or waxed containers. Contact of Wynca USA Glufosinate 280SL with parts of trees, vines, or berries other than mature brown bark can result in serious damage.**

Application Methods - Broadcast Applications

Apply Wynca USA Glufosinate 280SL at the rates listed below for broadcast applications based on weed size and stage of growth.

Weed Size and Stage	Wynca USA Glufosinate 280SL Rate
Weeds < 3" in height	48 fl. oz./A
Weeds < 6" in height pre-tiller grasses	56 fl. oz./A
Weeds > 6" in height, and or/grasses that have tillered	56 – 82 fl. oz./A

Application Methods - Banded Spray Applications

Banded applications may be used using the following formula to calculate the amount of herbicide needed for orchard or vineyard strip sprays:

$$\frac{\text{Band Width in Inches}}{\text{Row Width in Inches}} \times \text{Rate per Acre Broadcast} = \text{Amount of Herbicide Needed for Treatment}$$

Application Methods - Spot or Directed Spray Applications

For spot or directed spray applications by backpack sprayers only (no mechanically pressured handgun applications allowed), mix Wynca USA Glufosinate 280SL at 1.7 fl. oz. of product per gallon of water. Apply to undesirable vegetation foliage until wet but prior to runoff. Ensure uniform and complete coverage. Thoroughly clean the sprayer following use. **DO NOT** make spot or directed spray applications to tree or vine trunk as injury may occur.

Weeds Controlled in Tree, Vine, and Berry Crops

Broadleaf Weeds			
Alkali sida	Fleabane, annual	Morningglory, ivyleaf	Smartweed, Pennsylvania
Ammannia, purple	Goosefoot	Morningglory, pitted	Sowthistle, annual
Arrowhead, California	Gromwell, field	Mullein, turkey	Spurge, prostrate
Buckwheat, wild	Groundcherry, cutleaf	Mustard, wild	Starthistle, yellow
Buffalobur	Groundsel, common	Nettle	Sunflower, common
Burclover, California	Henbit	Nightshade, black	Sunflower, prairie
Carpetweed	Jimsonweed	Nightshade, eastern black	Sunflower, volunteer
Chickweed, common	Knotweed	Nightshade, hairy	Swinecress
Chinese, thornapple	Kochia	Pennycress	Thistle, Russian
Cocklebur, common	Lambsquarters, common	Pigweed, redroot	Turnip, wild
Copperleaf, Virginia	Lettuce, miner's	Pineapple weed	Velvetleaf
Cudweed	Lettuce, prickly	Puncturevine	Vervain
Cutleaf Evening primrose	London rocket	Purslane, common	Vetch
Dodder	Mallow, common	Radish, wild	Virginia copperleaf
Eclipta	Malva (little mallow)	Ragweed, common	Willowherb, panicle
Fiddleneck	Marestail	Ragweed, giant	
Filaree	Mayweed	Redmaids	
Filaree, redstem	Morningglory, entireleaf	Shepherd's Purse	
Grass Weeds			
Barnyardgrass	Crabgrass, smooth	Junglerice	Shattercane
Bluegrass, annual	Cupgrass, woolly	Oat, wild	Sprangletop
Brome, ripgut	Foxtail, giant	Panicum, fall	Stinkgrass
Bromegrass, downy	Foxtail, green	Panicum, Texas	Wheat, volunteer
Canarygrass	Foxtail, yellow	Rush, toad**	Windgrass
Chess, soft	Goosegrass	Ryegrass, annual*	Witchgrass
Crabgrass, large	Johnsongrass, seedling	Sandbur, field	
Biennial and Perennial Weeds			
Aster, white heath	Dallisgrass	Mustard, tansy	<i>Rubus</i> spp.
Bindweed, field	Dandelion	Nutsedge, purple	Spurge, leafy
Bindweed, hedge	Dock, curly	Nutsedge, yellow	Thistle, bull
Bluegrass, Kentucky	Dogbank, hemp	Onion, wild	Thistle, musk
Bromegrass, smooth	Fescue	Orchardgrass	Torpedograss
Bulrush*	Goldenrod, gray	Para grass	Vaseygrass
Burdock	Guineagrass	Plantain	Woodsorrel
Canada thistle	Horsetail	Poison ivy/oak	Yarrow, common
Clover, alsike	Love grass	Quackgrass	
Clover, red	Mugwort	Rocket, yellow	
Clover, white	Mullein, common	Rose, wild	

*Apply to annual ryegrass prior to 3 inches in height.

**Indicates suppression.

Use Restrictions on Tree, Vine, and Berry Crops

- Do not apply more than 164 fl. oz. of Wynca USA Glufosinate 280SL per acre (3 lbs. a.i./A) to berry bushes and stone fruit in a 12 month period. Do not make more than two applications at a maximum rate of 82 fl. oz. per acre (1.5 lbs. a.i./A) per application.
- Do not apply more than 246 fl. oz. (4.5 lbs. a.i./A) of this product per acre to tree nuts, vines, pome fruit, citrus, and olives in any calendar year. Do not make more than 3 applications at a maximum rate of 82 fl. oz. per acre (1.5 lbs. a.i./A) per application.
- Do not graze, harvest, and/or feed treated orchard cover crops to livestock. Do not apply this product through any type of irrigation system.
- Do not apply this product aerially to tree, berry, or vine crops.
- Do not apply this product within 14 days of nut, fruit, berry, or grape harvest.
- Applications to citrus fruits, pome fruits, and olives must be a minimum of 14 days apart. Applications to stone fruit must be a minimum of 28 days apart.
- Do not make spot spray applications to suckers, as tree injury may occur.

Sucker Control with Wynca USA Glufosinate 280SL

Wynca USA Glufosinate 280SL will reduce or eliminate sucker growth when applied to suckers that are young, green, and uncallused. For sucker control, apply a split application approximately 4 weeks apart at 56 fl. oz. of product/A. Coverage of all sucker foliage is necessary for optimum control. Suckers should not exceed 12 inches in length.

Tank Mix Partner Instructions for Use on Tree, Vine, and Berry Crops

Wynca USA Glufosinate 280SL does not provide residual weed control or control of unexposed plant parts. Certain herbicide tank mixes may aid in the performance of Wynca USA Glufosinate 280SL or be added to provide residual herbicide activity. No additional surfactant is needed with any tank mix partner. Wynca USA Glufosinate 280SL may be applied in tank mix combinations with labeled rates of other products provided these other products are labeled for the ming and method of application for the crop to be treated. The tank mix partner must be used in accordance with the label limitations and precautions. No label dosage rates may be exceeded. Wynca USA Glufosinate 280SL cannot be mixed with any product containing a label prohibition against such mixing.

Chateau	Princep® 4L	Sinbar® 80W
Devnnot® 50WP	Simazine 4L	Solicam® DF
Goal® 1.6E	Simazine 80W	Surflan® A/S
Karmex® DF	Simazine 90	

DIRECTIONS FOR POTATO VINE DESICCATION

Application Rate and Timing

Apply Wynca USA Glufosinate 280SL at the beginning of natural senescence of potato vines. Apply 21 fl. oz./A. Do not split this application or apply more than one application per harvest. Potato varieties with heavy or dense vines may require an application of another desiccation product to complete vine desiccation.

Thorough coverage of the potato vines to be desiccated is essential. Use a sufficient volume of water (20 to 100 gpa) to obtain a thorough coverage of the potato vines. Vary the gallons of water per acre and the spray pressure as indicated by the density of the potato vines to assure thorough spray coverage. Increase the spray volume to at least 30 gallons of water per acre when the potato vine canopy is dense or under cool and dry conditions. Apply Wynca USA Glufosinate 280SL with the spray boom as low as possible to achieve thorough coverage of the potato vines for best control and to minimize drift potential.

Use Restrictions in Potato Vine Desiccation

- Do not apply more than 21 fl. oz./A to potato vines per year.
- Do not harvest potatoes until 9 days or more a application of Wynca USA Glufosinate 280SL.
- Do not apply to potatoes grown for seed.
- Canola, corn, cotton, rice, soybean, and sugar beets may be planted at any time the application of Wynca USA Glufosinate 280SL as a potato vine desiccant.
- Do not plant treated areas to wheat, barley, buckwheat, millet, oats, rye, sorghum, and triticale until 30 or more days after an application of Wynca USA Glufosinate 280SL as a potato vine desiccant.
- Do not plant treated areas to crops other than those listed in this use precautions section until 120 or more days after an application of Wynca USA Glufosinate 280SL as a potato vine desiccant.

DIRECTIONS FOR USE ON RICE
(Not for use in California.)

THOROUGH SPRAY COVERAGE IS VERY IMPORTANT. For best results, apply to emerged, young, actively growing weeds. Wynca USA Glufosinate 280SL is a foliar active material with little or no soil residual activity. Weeds that emerge after application will not be controlled. Weed control may be reduced if application is made when heavy dew, fog, and mist/rain are present, or when weeds are under stress due to drought, cool temperatures, or extended periods of cloudiness. Wynca USA Glufosinate 280SL is rainfast 4 hours after application to most weed species. Rainfall within 4 hours after application may necessitate retreatment or reduced weed control may result.

Use Restrictions on Rice

- Do not exceed 48 fl. oz. of Wynca USA Glufosinate 280SL per year.
- Do not apply Wynca USA Glufosinate 280SL within 70 days of harvesting rice.
- DO not plant rotation crops in a field treated with Wynca USA Glufosinate 280SL within 120 days after the last application of this product with the exception of wheat, barley, buckwheat, millet, oats, rye, sorghum, and triticale, which may be planted 70 days after the last application of this product. The crops listed on this label may be planted at any time.
- Do not apply this product through any type of irrigation system.
- Do not use paddy water from a rice field treated with Wynca USA Glufosinate 280SL for irrigation, or as a water source for livestock or for raising crayfish.
- Do not add surfactants or crop oils. A silicon-based foam agent may be added if needed.

Application Timing - Southern United States (Arkansas, Louisiana, Mississippi, Missouri, Texas)

Applications of Wynca USA Glufosinate 280SL on rice may be made from the 1-leaf stage through the mid-tillering stage of development. Refer to the "**Rate Tables for Weed Control in Rice**" to select the proper rate to use to control the weed species present. Wynca USA Glufosinate 280SL will have an effect on weeds that are larger than the recommended leaf stage, however, speed of activity and control may be reduced.

Rice fields should be as level as possible and free of large clods to obtain uniform germination of rice and grassy weeds and to ensure uniform flood levels. If necessary, fields may be flushed prior to treatment so that the rice and grass/broadleaf weeds are actively growing at the time of treatment. If the rice field is flushed, allow sufficient time for germination of the weed species to occur prior to treatment.

Apply Wynca USA Glufosinate 280SL prior to the permanent flood when weeds are in the 1- to 5-leaf stage. A second application is recommended after a new flush of weeds emerge. A second application may be made from 10 to 14 days after the first application up to the midtillering growth stage of the rice. For optimum weed control, apply Wynca USA Glufosinate 280SL before canopy closure to ensure thorough spray coverage of the weed species.

When applying Wynca USA Glufosinate 280SL post flood, lower the water level so that 75% of the weed foliage is exposed. The water level may be brought back to normal 48 hours after the herbicide application.

**Application Timing - California
Water Seeded Rice**

Wynca USA Glufosinate 280SL can be applied when the rice is in the 1-leaf stage to mid-tillering stage of development (but prior to panicle initiation). For optimum weed control, apply Wynca USA Glufosinate 280SL when rice is in the 4- to 5-leaf stage. Lower the water in the field in order to expose small broadleaf weeds and sedges. The water level may be brought back to the normal level 24 hours after herbicide application. The water level must be controlled such that the rice is not completely covered. A second application is recommended at the 2- to 3-tiller stage of rice. For optimum weed control, apply Wynca USA Glufosinate 280SL before canopy closure to ensure thorough spray coverage of the weed species.

Use Restrictions on Water Seeded Rice

- Minimum paddy depth of 8 inches.
- Do not exceed 24 fl. oz. (0.44 lb. a.i./A) per single application.
- Maximum of two applications at 24 fl. oz. (0.44 lb. a.i./A) with a minimum 10 day retreatment interval.
- Do not exceed 48 fl. oz. (0.89 lb. a.i./A) per year.
- Minimum 7 day holding period after last application.

Drilled or Dry Seeded Rice

Rice fields should be as level as possible and free of large clods to obtain uniform germination of rice and grassy weeds and to ensure uniform flood levels. If necessary, fields may be flushed prior to treatment so that the rice and grass/broadleaf weeds are actively growing at the time of treatment. If the rice field is flushed, allow sufficient time for germination of the weed species to occur prior to treatment. Apply Wynca USA Glufosinate 280SL prior to the permanent flood when weeds are in the 1-5 leaf stage. A second application is recommended after a new flush of weeds emerge. A second application may be made from 10 to 14 days after the first application up to the mid-tillering growth stage of the rice. For optimum weed control, apply Wynca USA Glufosinate 280SL before canopy closure to ensure thorough spray coverage of the weed species.

Use Restrictions on Drilled or Dry Seeded Rice

- Do not exceed 48 fl. oz. (0.89 lb. a.i./A) per single application.
- Two applications can be made at 24 fl. oz. (0.44 lb. a.i./A) with a minimum 10-day retreatment interval.
- Do not exceed 48 fl. oz. (0.89 lb. a.i./A) per year.
- Minimum paddy depth of 4 inches.
- Minimum 7 day holding period after flooding of the field.

Rate Tables for Weed Control in Rice - Southern United States (Arkansas, Louisiana, Mississippi, Missouri, Texas)

Rates in ounces of formulated product per acre for the control of weeds are shown in the following tables. In weed populations with mixed species, apply the rates needed for all species present.

Grass Weeds Controlled with Wynca USA Glufosinate 280SL in Rice Grown in the Southern United States

Weed Species	Maximum Weed Growth Stage (Leaf/Tiller)	
	20 Fl. Oz./Acre	24 Fl. Oz./Acre
Barnyardgrass	4 leaf	2 tiller
Crabgrass, large	4 leaf	2 tiller
Fall Panicum	4 leaf	2 tiller
Johnsongrass	4 leaf	2 tiller
Rice, red*	2 leaf	2 tiller
Signalgrass, broadleaf	4 leaf	2 tiller
Sprangletop	4 leaf	2 tiller
Watergrass	6 leaf	2 tiller

*For optimum red rice control, make two applications of Wynca USA Glufosinate 280SL. The first application should be made when the red rice is in the 2- to 3-leaf stage. The second application should be made after the newly emerged red rice reaches the 2- to 3-leaf stage but before the white rice reaches the mid-tillering stage of development.

Broadleaf Weeds Suppressed or Controlled with Wynca USA Glufosinate 280SL in Rice Grown in the Southern United States

Weed Species	Maximum Weed Height in Diameter (Inches)	
	20 Fl. Oz./Acre	24 Fl. Oz./Acre
Ammania	2	4
California Arrowhead	**	4
Cocklebur, common	6	10
Curly Indigo	2	8
Dayflower	2	4
Eclipta	4	6
Morningglory, ivyleaf	4	8
Morningglory, pitted	4	8
Northern jointvetch	4	8
Pennsylvania smartweed	4	8
Sesbania hemp	4	10

**Indicates suppression.

Wynca USA Glufosinate 280SL applied at 24 fl. oz./A may control or suppress the sedges shown in the following table. Control of sedges may be enhanced by using a second application or by a tank mix with other herbicides recommended on this label.

Sedges Suppressed with Wynca USA Glufosinate 280SL in Rice Grown in the Southern United States

Sedges	24 Fl. Oz./Acre
Bulrushes	**
Flatsedge	**
Nutsedge	**
Smallflower Umbrella plant	**

**Indicates suppression.

Rate Tables for Weed Control in Rice - California

Grass Weeds Controlled with Wynca USA Glufosinate 280SL in Rice Grown in California

Weed Species	Maximum Weed Growth Stage (Leaf)
	20 Fl. Oz./Acre
Barnyardgrass	4 leaf
Sprangletop	4 leaf
Watergrass	4 leaf

Broadleaf Weeds Suppressed or Controlled with Wynca USA Glufosinate 280SL in Rice Grown in California

Weed Species	Maximum Weed Height (Inches)	
	20 Fl. Oz./Acre	24 Fl. Oz./Acre
Ammania	2	4
California Arrowhead	2	4
Ducksalad	2	4

Wynca USA Glufosinate 280SL applied at 20 to 24 fl. oz./A may control or suppress the sedges shown in the following table. Control of sedges may be enhanced by using a second application or tank mixes with other herbicides.

Sedges Suppressed or Controlled with Wynca USA Glufosinate 280SL in Rice Grown in California

Weed Species	Maximum Weed Height (Inches)	
	20 Fl. Oz./Acre	24 Fl. Oz./Acre
Ricefield bulrush	**	4
Smallflower Umbrella plant	**	4

**Indicates suppression.

Tank Mix Instructions for Use on Rice - Southern United States (Arkansas, Louisiana, Mississippi, Missouri, Texas)

When using Wynca USA Glufosinate 280SL in tank mix combinations, follow the precautions and directions of the most restrictive label for the appropriate timing, rate, and crop response information.

To enhance weed control and/or provide residual control in rice, Wynca USA Glufosinate 280SL may be mixed with the following herbicides:

Arrosolo® 3.3E Herbicide	Bolero EC® Herbicide	Prowl® 3.3EC Herbicide	Stam® Herbicide
Basagran® Herbicide	Londax® Herbicide	Propanil	Permit® Herbicide

Tank Mix Instructions for Use on Rice - California

When using Wynca USA Glufosinate 280SL in tank mix combinations, follow the precautions and directions of the most restrictive label for the appropriate timing, rate, and crop response information.

To enhance weed control and/or provide residual control in rice, Wynca USA Glufosinate 280SL may be mixed with the following herbicides:

Londax® Herbicide	Stam® Herbicide	Super Wham® Herbicide
-------------------	-----------------	-----------------------

DIRECTIONS FOR USE IN RICE SEED PROPAGATION

(Not for use in California.)

Wynca USA Glufosinate 280SL is to be applied as a foliar spray to selectively remove susceptible segregates (i.e., undesirable rice plants which are not tolerant to glufosinate-ammonium and to control a broad spectrum of emerged grass and broadleaf weeds in rice seed production fields). Inbred lines or breeding material not possessing the glufosinate-ammonium tolerance gene will be severely injured or killed if treated with this herbicide. Apply Wynca USA Glufosinate 280SL exclusively to rice seed propagation fields in which the desired plants are glufosinate-ammonium tolerant.

THOROUGH SPRAY COVERAGE IS VERY IMPORTANT. Wynca USA Glufosinate 280SL works best when weeds are small and the crops and weeds are actively growing. Visual effects and control of rice susceptible segregates from Wynca USA Glufosinate 280SL applications occur within 2 to 4 days after application under good growing conditions. The ability of Wynca USA Glufosinate 280SL to eliminate rice plants not tolerant to Wynca USA Glufosinate 280SL may be reduced when heavy dew, fog, or mist/rain is present on the crop, or when crop is under stress due to drought, cool temperatures, or extended periods of cloudiness.

Rice fields should be as level as possible and free of large clods to obtain uniform germination on rice and grassy weeds and to ensure uniform flood levels. If necessary, fields may be flushed prior to treatment. If fields are flushed prior to treatment, flush in sufficient time so that the rice and grass/broadleaf weeds are actively growing at time of treatment.

Instruction for Seed Handling, Storage and Use

Seed from treated plants must be held in secured storage until used for breeding of glufosinate-ammonium tolerant rice seed, or destroyed. Seed from treated plants must be labeled as follows: Do Not Use for Feed or Food Purposes. Store Away from Feed and Food Stuffs. In addition, label the seed with the **"Seed Disposal"** statements found in the **"Storage and Disposal"** section of this label.

Use Restrictions in Rice Seed Propagation

- Do not use rice, any rice possessed commodities or rice straw treated with Wynca USA Glufosinate 280SL for food or feed consumption.
- Do not exceed 80 fl. oz./A of Wynca USA Glufosinate 280SL per year on rice being treated for segregate control in seed production fields.
- Do not plant rotation crops in a field treated with Wynca USA Glufosinate 280SL for 120 days after the last application of this product with the exception of wheat, barley, buckwheat, millet, oats, rye, sorghum, and triticale, which may be planted 70 days after the last application of this product.
- Do not apply this product through any type of irrigation system.
- Do not allow spray to contact foliage or green tissue of desirable vegetation other than rice lines in which the desired plants are glufosinate-ammonium tolerant. This product will injure any other green vegetation contacted by the spray.

Rate Instructions and Timing for Seed Production

For the selection of susceptible rice (segregates) Wynca USA Glufosinate 280SL must be applied at 40 fl. oz./A when rice is in the 1- to 3-leaf stage of growth. A second treatment of 40 fl. oz./A must be applied 10 days later or up until the rice is in the mid-tillering state of growth.

- Do not exceed 80 fl. oz. (1.46 lbs. a.i./A) per single application.
- Two applications can be made at 40 fl. oz. (0.73 lb. a.i./A) with a minimum 10 day re-treatment interval.
- Do not exceed 80 fl. oz. (1.46 lbs. a.i./A) per year.
- Minimum paddy depth of 4 inches.
- If one application of 80 fl. oz. is made, the application must be made to a dry field. A minimum 7 day holding period after flooding of the field is required.
- If two applications are made, the first application must be made to a dry field.
- The second application may be made to a flooded field with a required 55 day holding period for a 4 inch paddy depth or a 30 day holding period for an 8 inch paddy depth.

Water Management

A sufficient portion of the target grassy weed plant must be exposed to Wynca USA Glufosinate 280SL for satisfactory control to be achieved. Therefore, if necessary, lower or allow water to recede so that at least 75% of the weed foliage is exposed above the water level. Do not increase the water level for at least 48 hours following the application of Wynca USA Glufosinate 280SL. The water level may be brought back to normal level following this period.

Tank Mix Instructions for Use in Rice Seed Propagation - Southern United States (Arkansas, Louisiana, Mississippi, Missouri, Texas)

When using Wynca USA Glufosinate 280SL in tank mix combinations, follow the precautions and directions of the most restrictive label for the appropriate timing, rate, and crop response information.

To enhance weed control and/or provide residual control in rice, Wynca USA Glufosinate 280SL may be mixed with the following herbicides:

Arrosolo® 3.3E Herbicide	Bolero 8EC® Herbicide	Prowl® 3.3EC Herbicide	Permit® Herbicide
Basagran® Herbicide	Londax® Herbicide	Stam® Herbicide	

Tank Mix Instructions for Use in Rice Seed Propagation - California

When using Wynca USA Glufosinate 280SL in tank mix combinations, follow the precautions and directions of the most restrictive label for the appropriate timing, rate, and crop response information.

To enhance weed control and/or provide residual control in rice, Wynca USA Glufosinate 280SL may be mixed with the following herbicides:

Bolero® 8EC Herbicide	Londax® Herbicide	Stam® Herbicide	Super Wham® Herbicide
-----------------------	-------------------	-----------------	-----------------------

FALLOW FIELDS OR POST-HARVEST

Wynca USA Glufosinate 280SL may be used as a substitute for tillage in fallow fields to control or suppress weeds listed in the **"Weed Control for Row Crops"** section of this label. Applications may be made in fallow fields, post-harvest, prior to planting or emergence of any crop listed on this label.

Apply Wynca USA Glufosinate 280SL at 22 or 29 fl. oz./A to fallow fields to control specific weeds. Wynca USA Glufosinate 280SL must be applied with ammonium sulfate. Tank mixes with 2,4-D, glyphosate or atrazine are recommended with Wynca USA Glufosinate 280SL to enhance total weed control. When using Wynca USA Glufosinate 280SL in tank mix combinations, follow the precautions and directions for use of the most restrictive label. See the **"Application and Mixing Procedures"** section of this label for additional information on how to apply this product. See the **"Information"** section of this label for rotational crop restrictions.

FARMSTEADS, RECREATIONAL, AND PUBLIC AREAS

When applied as listed, Wynca USA Glufosinate 280SL controls undesirable plant vegetation in non-crop areas around farmstead, building foundations, shelter belts, along fences, airports, commercial plants, storage and lumber yards, educational facilities, fence lines, ditch banks, dry ditches, schools, parking lots, tank farms, pumping stations, parks, other public areas and nonselective farmstead weed control. Refer to the **"Application Directions for use on listed Tree, Vine, and Berry Crops"** section of this label for appropriate application broadcast and spot spray application rates and lists of weeds controlled.

STORAGE AND DISPOSAL

Do not contaminate water, food or feed by storage or disposal.

Pesticide Storage

Do not use or store near heat or open flame. Keep the container tightly closed and dry in a cool, well ventilated place. Storage temperature should not exceed 125°F. Protect against direct sunlight.

Pesticide Disposal

Wastes resulting from the use of this product may be disposed of on site or at an approved waste disposal facility.

Non-refillable container. Do not reuse or refill this container. Offer for recycling if available. Triple rinse container (or equivalent) promptly after emptying. Triple rinse as follows: Empty the remaining contents into application equipment or mix tank. Drain for 10 seconds after the flow begins to drip. Fill the container 1/4 full with water and recap. Shake for 10 seconds. Pour rinsate into application equipment or mix tank or store rinsate for later use and disposal. Drain for 10 seconds after the flow begins to drip. Repeat this procedure two more times. Then offer for recycling if available or puncture and dispose of in a sanitary landfill, or by incineration or, if allowed by state and local authorities, by burning. If burned, stay out of smoke.

Container Handling For Bulk and Mini-Bulk Containers

Refillable container. Refill this container with pesticide only. Do not use this container for any other purpose. Cleaning the container before final disposal is the responsibility of the person disposing of the container. Cleaning before refilling is the responsibility of the person refilling. To clean container before final disposal, empty the remaining contents from this container into application equipment or mix tank. Fill the container about 10 percent full with water. Agitate vigorously or recirculate water with the pump for 2 minutes. Pour or pump rinsate into application equipment or rinsate collection system. Repeat this rinsing procedure two more times. Then offer for recycling if available or puncture and dispose of in a sanitary landfill, or by incineration, or by other procedures allowed by state and local authorities.

Seed Disposal: To dispose of out of date or otherwise unmarketable seed from plants which have been treated with this product, broadcast and lightly incorporate seed into field soils using disc or other suitable implement. Any resulting crop may be destroyed by chemical or mechanical means. Alternatively, seed may be destroyed by deep burial, incineration or landfill disposal.

CONTAINER IS NOT SAFE FOR FOOD, FEED OR DRINKING WATER.

WARRANTY AND DISCLAIMER STATEMENT

NOTICE: Read the entire Directions for Use, Conditions, Disclaimer of Warranties and Limitations of Liability before using this product. If terms are not acceptable, return the unopened product container at once.

By using this product, user or buyer accepts the following Conditions, Disclaimer of Warranties and Limitations of Liability. Treatment of highly mechanically damaged seed, or seed of known low vigor and poor quality may result in reduced germination and/or reduction of seed and seedling vigor. Treat and conduct germination tests on a small portion of seed before committing the total seed lot to a selected chemical treatment. Due to seed quality conditions beyond the control of Cinmax International LLC, no claims are made to guarantee germination of carry-over seed.

CONDITIONS: The directions for use of this product are believed to be adequate and must be followed carefully. However, it is impossible to eliminate all risks associated with the use of this product. Crop injury, ineffectiveness or other unintended consequences may result because of such factors as weather conditions, presence of other materials, or the manner of use or application, a ll of which are beyond the control of Cinmax International LLC. To the extent allowable under State law, all such risks shall be assumed by the user or buyer.

DISCLAIMER OF WARRANTIES: TO THE EXTENT CONSISTENT WITH APPLICABLE LAW, CINMAX INTERNATIONAL LLC MAKES NO WARRANTIES, EXPRESS OR IMPLIED, OF MERCHANTABILITY OR OF FITNESS FOR A PARTICULAR PURPOSE OR OTHERWISE, THAT EXTEND BEYOND THE STATEMENTS MADE ON THIS LABEL. No agent of Cinmax International LLC is authorized to make any warranties beyond those contained herein or to modify the warranties contained herein. TO THE EXTENT CONSISTENT WITH APPLICABLE LAW, CINMAX INTERNATIONAL LLC DISCLAIMS ANY LIABILITY WHATSOEVER FOR SPECIAL, INCIDENTAL OR CONSEQUENTIAL DAMAGES RESULTING FROM THE USE OR HANDLING OF THIS PRODUCT.

LIMITATIONS OF LIABILITY: TO THE EXTENT CONSISTENT WITH APPLICABLE LAW, THE EXCLUSIVE REMEDY OF THE USER OR BUYER FOR ANY AND ALL LOSSES, INJURIES OR DAMAGES RESULTING FROM THE USE OR HANDLING OF THIS PRODUCT, WHETHER IN CONTRACT, WARRANTY, TORT, NEGLIGENCE, STRICT LIABILITY OR OTHERWISE, SHALL NOT EXCEED THE PURCHASE PRICE PAID, OR AT CINMAX INTERNATIONAL LLC'S ELECTION, THE REPLACEMENT OF PRODUCT.

Liberty and Libertylink are registered trademarks and Laudis is a trademark of Bayer CropScience.

Impact is a registered trademark of Amvac Chemical Company.

Guardsman Max, Poast, Prowl, Pursuit and Status are registered trademarks and Distinct and Raptor are trademarks of BASF Corporation.

Firstrate, Surflan, Goal and Hornet are registered trademarks and Pendimax is a trademark of Dow AgroSciences.

Assure, Classic, Direx, Harmony, Karmex, Staple, Synchrony, Sinbar and Vitron are registered trademarks of E.I. DuPont de Nemours Company.

Aim is a trademark of FMC.

Cotoran is a registered trademark of Makhteshim Agan of North America.

Permit and Yukon are registered trademarks of Monsanto.

Camix, Caparol, Dual Magnum, Flexstar, Fusilade, Fusion, Lexar, Lumax, Reflex, Solicam, Princep and Spirit are registered trademarks and Callisto and Northstar are trademarks of Syngenta Group Company.

Cobra, Resource, Chateau and Select are registered trademarks and Phoenix and Select Max are trademarks of Valent USA Company.

Ultra Blazer is a registered trademark of United Phosphorus, Inc.

Wynca USA™

Glufosinate 280SL

A non-selective herbicide for post-emergence broadcast use on canola, sweet corn*, field corn, cotton, soybean, and sugar beet* designated as LibertyLink®. Wynca USA Glufosinate 280SL may be used for weed control in non-LibertyLink® cotton when applied with a hooded sprayer in-crop. Wynca USA Glufosinate 280SL may also be applied as a broadcast burndown application before planting or prior to emergence of canola, sweet corn*, field corn, cotton, soybean, or sugar beet* designated as LibertyLink® and any conventional canola, sweet corn*, field corn, cotton, soybean, or sugar beet. Wynca USA Glufosinate 280SL may be used for post-emergence weed control on olives, listed tree, vine and berry crops. Wynca USA Glufosinate 280SL may also be applied for potato vine desiccation.

*Not for use in California.

ACTIVE INGREDIENT:	WT. BY%
Glufosinate ammonium*	24.5%**
OTHER INGREDIENTS:	75.5%
TOTAL:	100.0%

*CAS Number 77182-82-2.

**Equivalent to 2.34 pounds of active ingredient per U.S. gallon.

KEEP OUT OF REACH OF CHILDREN WARNING/AVISO

Si usted no entiende la etiqueta, busque a alguien para que se la explique a usted en detalle. (If you do not understand this label, find someone to explain it to you in detail.) See inside label booklet for complete Precautionary Statements, Directions for Use, and Storage and Disposal.

FIRST AID	
IF IN EYES:	<ul style="list-style-type: none"> Hold eye open and rinse slowly and gently with water for 15-20 minutes. Remove contact lenses, if present, after the first 5 minutes, then continue rinsing. Call a Poison Control Center or doctor for treatment advice.
IF ON SKIN OR CLOTHING:	<ul style="list-style-type: none"> Take off contaminated clothing. Rinse skin immediately with plenty of water for 15-20 minutes. Call a Poison Control Center or doctor for treatment advice.
IF SWALLOWED:	<ul style="list-style-type: none"> Call a Poison Control Center or doctor immediately for treatment advice. Have person sip a glass of water if able to swallow. Do not induce vomiting unless told to by a Poison Control Center or doctor. Do not give anything by mouth to an unconscious person.

NOTE TO PHYSICIAN
If this product is ingested, endotracheal intubation and gastric lavage should be performed as soon as possible followed by charcoal and sodium sulfate administration.

EMERGENCY NUMBERS
Have the product container or label with you when calling a poison control center or doctor or going for treatment. For 24 Hour Medical Emergency Assistance (Human or Animal), Call **1-800-222-1222**. For Chemical Emergency Assistance (Spill, Leak, Fire, or Accident), Call ChemTrec at **1-800-424-9300**.

GROUP 10 HERBICIDE

PRECAUTIONARY STATEMENTS HAZARDS TO HUMANS AND DOMESTIC ANIMALS WARNING/AVISO

Causes substantial but temporary eye injury. Harmful if absorbed through skin. Harmful if swallowed. Do not get in eyes or on clothing. Avoid contact with skin.

STORAGE AND DISPOSAL

Do not contaminate water, food or feed by storage or disposal.

Pesticide Storage

Do not use or store near heat or open flame. Keep the container tightly closed and dry in a cool, well ventilated place. Storage temperature should not exceed 125°F. Protect against direct sunlight.

Pesticide Disposal

Wastes resulting from the use of this product may be disposed of on site or at an approved waste disposal facility.

Non-refillable container. Do not reuse or refill this container. Offer for recycling if available. Triple rinse container (or equivalent) promptly after emptying. Triple rinse as follows: Empty the remaining contents into application equipment or mix tank. Drain for 10 seconds after the flow begins to drip. Fill the container 1/4 full with water and recap. Shake for 10 seconds. Pour rinsate into application equipment or mix tank or store rinsate for later use and disposal. Drain for 10 seconds after the flow begins to drip. Repeat this procedure two more times. Then offer for recycling if available or puncture and dispose of in a sanitary landfill, or by incineration or, if allowed by state and local authorities, by burning. If burned, stay out of smoke.

Container Handling For Bulk and Mini-Bulk Containers

Refillable container. Refill this container with pesticide only. Do not use this container for any other purpose. Cleaning the container before final disposal is the responsibility of the person disposing of the container. Cleaning before refilling is the responsibility of the person refilling. To clean container before final disposal, empty the remaining contents from this container into application equipment or mix tank. Fill the container about 10 percent full with water. Agitate vigorously or recirculate water with the pump for 2 minutes. Pour or pump rinsate into application equipment or rinsate collection system. Repeat this rinsing procedure two more times. Then offer for recycling if available or puncture and dispose of in a sanitary landfill, or by incineration, or by other procedures allowed by state and local authorities.

Seed Disposal: To dispose of out of date or otherwise unmarketable seed from plants which have been treated with this product, broadcast and lightly incorporate seed into field soils using disc or other suitable implement. Any resulting crop may be destroyed by chemical or mechanical means. Alternatively, seed may be destroyed by deep burial, incineration or landfill disposal.

CONTAINER IS NOT SAFE FOR FOOD, FEED OR DRINKING WATER.

Manufactured for:

Cinmax International LLC
3050 Metro Drive, Suite 113
Bloomington, MN 55425

EPA Reg. No.: 85678-42-87659
EPA Est. No's.: 5905-IA-1; 39578-TX-1; 70815-GA-2;
39578-IL-001; 83411-MN-001

Net Contents: 265 Gallons



PF 209185

PEEL BACK BOOK HERE

PROOF

THIS PROOF IS TO BE CHECKED FOR ACCURACY

Please review and approve **Text, Spelling, Copy Placement, Size, Shape, Colors** and **Dieline**.

Authorized signature accepts responsibility for accuracy of all copy, color break and artwork. Cimarron Label is not liable for any discrepancies subsequently identified.

PLEASE NOTE: Due to color variance between printers/monitors, the colors represented by this proof cannot be deemed accurate. Please refer to a color matching system such as the Pantone Matching System for a truer representation of spot colors.

THIS PROOF IS NOT ACCURATE FOR COLOR-MATCH.








Dieline does not print.

 **Cimarron Label**

Experts in Extended Text Labeling

4201 North Westport Ave. • Sioux Falls, SD 57107

Phone: (605) 978-0451 • Fax: (605) 978-0463

DATE	JOB NUMBER	CUSTOMER
12/30/22	209185	Cinmax
LABEL SIZE	BOOKLET SIZE	
6.75" x 6.75"	5.375" x 5.75"	
LABEL COLORS	BOOKLET OUTSIDE COLORS	BOOKLET INSIDE COLORS
 282	 193	 7455
 282	 193	 7455
		 282
PATTERN VARNISH: <input checked="" type="checkbox"/> YES <input type="checkbox"/> NO		

Form: CS 006B - 3/29/2017

ARTWORK IS APPROVED

REVISED PROOF NEEDED

**WE CANNOT PROCESS
THIS ORDER WITHOUT AN
AUTHORIZED SIGNATURE**

Signed _____ Date _____